

# South Sudan

## *Social Studies for PLEFS*



*Pastoralist Livelihood and Education  
Field Schools (PLEFS) Approach*

## Contents

<i>Unit 1: Our cattle camp home</i>	<u>3</u>
<i>Unit 2: Our PLEFS</i>	<u>6</u>
<i>Unit 3: Our PLEFS surroundings</i>	<u>8</u>
<i>Unit 4: People in our PLEFS</i>	<u>9</u>
<i>Unit 5: Our daily PLEFS activities</i>	<u>11</u>
<i>Unit 6: Members of our family</i>	<u>12</u>
<i>Unit 7: The food we eat at the cattle camp</i>	<u>14</u>
<i>Unit 8: Clothes and food wear</i>	<u>16</u>
<i>Unit 9: Traditional ceremonies in our family</i>	<u>19</u>
<i>Unit 10: Religious festivals</i>	<u>20</u>
<i>Unit 11: Animals and birds that help us at home</i>	<u>22</u>

Look at the picture of a cattle camp homestead




Write down the names of what see in the above picture

### ***ACTIVITY***

- Draw one of the things you see in the picture

Look at the picture of a home in the village



There are three small houses in the compound

There is a house where father and mother sleep

There is a children's house

There is a kitchen house

- Point to the chicken house
- Point to the store
- Point to the pit latrine
- Point to the bathing shelter

There is also grass and some trees

- What are the walls of the houses made of?
- What are the roofs of the houses made of?

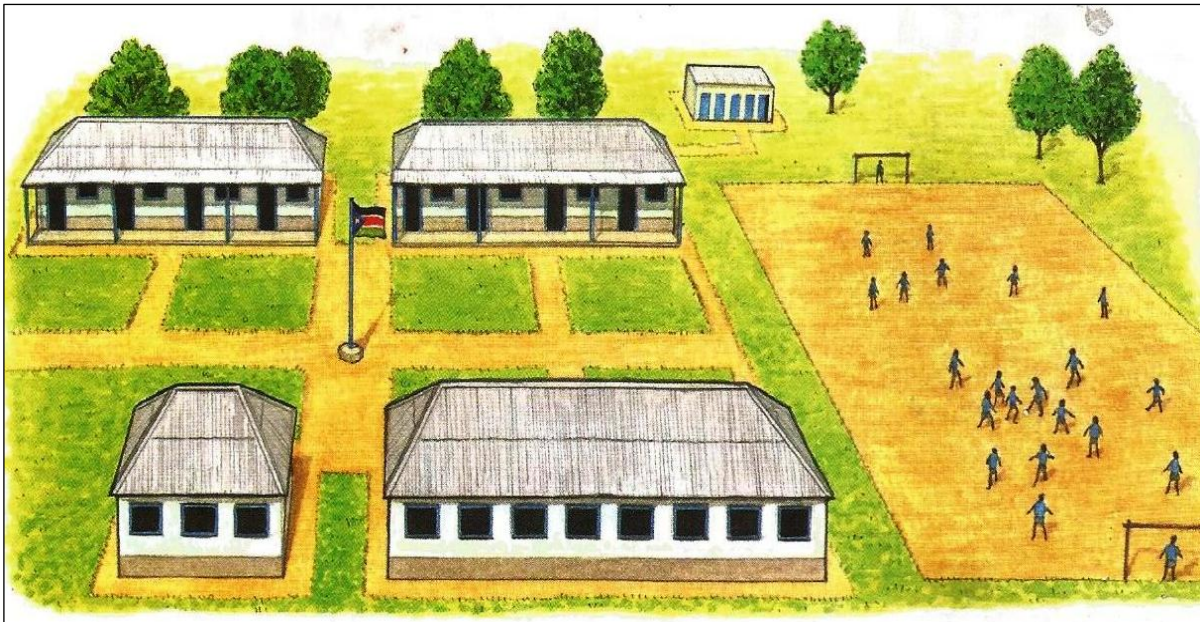
### ***ACTIVITY***

Draw one of the houses you can see in the picture

**A picture of PLEFS setting**



**A Village school**



Look at the picture of the village school above

How many buildings can you see in the picture?

Can you see the classrooms in the picture?

Can you see the flag of the Republic of South Sudan?

### ***ACTIVITY***

- In groups, go outside and look at the buildings in your school compound.
- How many classrooms are there?
- Point to the head teacher's office
- Which other buildings can you see?
- Draw a picture of your school compound or make a model of your school using clay

## UNIT 3:

## OUR PLEFS SURROUNDING





**A picture of PLEFS**



Look at the picture of a PLEFS above

How many teachers are there in the picture?

How many facilitators are there in your PLEFS?

What do your facilitators do?

## **ACTIVITY**

- What is your facilitators name?
- Draw a picture of a facilitator teaching in a classroom

### Other people who work in our PLEFS

There are other people who work together with the facilitator

Do you know what work they do?

Mention what work what work they do.

A picture of PLEFS



Write down what are the daily activities do in a PLEF

### ACTIVITY

- In groups, talk about why it is important to have break time at PLEFS
- What do you do at break time?
- What do you do at lunch time?
- What activity do you like best during PLEFS?
- Draw a picture to show the part of the school day that you like best



*Chut and Aweng live with their parents and young brother. They are members of a family.*


- The members of a family are:
- Father and mother
- Brother and sister
- Cousins
- Uncles and aunts
- Grandfather and grand mother

### **ACTIVITY**

- Draw a picture to show how parents help their children
- Draw a picture to show how children help their parents

## UNIT 7:

# THE TYPES OF FOOD WE EAT AT THE CATTLE CAMP



In pairs, name all the different types of foods in the pictures

Tell your friend your favorite food

Our food comes from plants and animals

Look at the picture again

Which foods come from plants?

Which foods come from animals?

***ACTIVITY***

- Draw one food that comes from:
- An animal, A plant

**Look at the picture**

Gor and Aker are wearing their school uniform.

Gor is wearing a shirt a pair of shorts.

Aker is wearing a dress.

They are both wearing sandals on their feet.

When it is hot we wear light clothes



## Grandfather and grandmother in their clothes



Look at the picture above

Grandfather is wearing a sweater and trousers

Grandmother is wearing a skirt and a blouse. She is also wearing a jacket.

They are both wearing shoes on their feet. When it is cold we wear warm clothes.

## ***ACTIVITY***

- In pairs, make a list of the reasons we wear clothes and shoes

## Child Naming



Gor and Aker's aunt has a new baby

All the relatives and neighbors have come to the naming ceremony


The elders from the clan are there

They will give the baby a name

Everyone will have food and drinks to celebrate the naming of the baby

### **ACTIVITY**

- Ask parents about your naming ceremony
- Write a list of our cattle camp ceremonies



December 25<sup>th</sup> is an important day for Christians

This the day they celebrate the birth of Jesus Christ

Families go to church on Christmas Day to worship God

Sometimes people give each other gifts at Christmas

In many places, Christmas Day is a public holiday

Other important days for Christians are Good Friday and Easter Sunday.

On Good Friday, Christians remember the day when Jesus Christ died

On Easter Sunday, Christians celebrate the day when Jesus Christ rose from the dead.

### ***ACTIVITY***

- Draw a picture of people celebrating Christmas
- Write down all the religious festivals you may know from other faiths like Islam

## UNIT 11:

# ANIMALS AND BIRDS THAT HELP US AT THE CATTLE CAMP



Look at the picture of the animals and birds at the cattle camp

- What are the names of the animals in the picture?
- What are the names of the names of the birds in the picture?

## ***ACTIVITY***

- In groups, say how each animal or bird helps us
- Draw a picture of one animal and one bird. Say how they help us.