


# REPUBLIC OF SOUTH SUDAN

PASTORAL LIVELIHOODS AND EDUCATION FIELD SCHOOLS (PLEFS)  
APPROACH

## Religious Education ALP Level 1



MINISTRY OF GENERAL EDUCATION AND INSTRUCTION

2017


## Table of Contents

UNIT 1: CARING FOR GOD’S CREATION .....	2
UNIT 2: GOD’S GIFT OF MY HOME COMMUNITY .....	5
UNIT 3: MY SCHOOL COMMUNITY .....	8
UNIT 4: GOD’S GIFT OF MY CHURCH COMMUNITY .....	10
UNIT 5: GOD’S GIFT OF THANKFULNESS AND PRAYER .....	12
UNIT 6: GOD’S GIFT OF FAITHFULNESS .....	15
UNIT 7: GOD’S GIFT OF FESTIVALS .....	17
<u>UNIT 8: JESUS CHRIST .....</u>	<u>20</u>
<u>UNIT 9: THE HOLY BIBLE .....</u>	<u>24</u>
UNIT 10: THE CHURCH .....	27
<u>UNIT 11: DISCIPLESHIP .....</u>	<u>28</u>
<u>UNIT 12: THE HOLY SPIRIT .....</u>	<u>30</u>
Revision questions .....	31

## UNIT 1: CARING FOR GOD'S CREATION

### God created plants

Draw a picture of people planting trees in their home compound



God wants us to take care of trees.

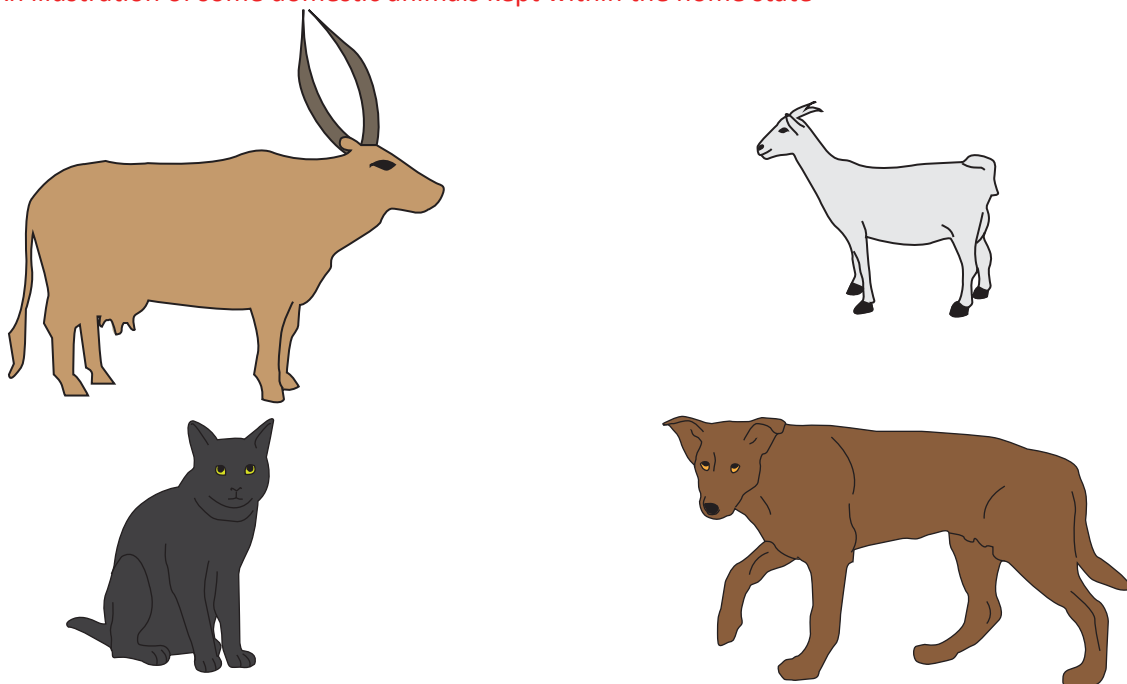
Trees are good because they stop the soil from being blown away by wind.

We should avoid cutting down trees.

In case you cut one plant two more.

### God created animals

An illustration of some domestic animals kept within the home state



God wants us to take care of animals.

Animals are good because they give us food.

Others like dogs protect us from wild animals and thieves.

### **What I have learnt**

God wants us to take care of trees

Trees are good because they stop the soil from being blown away by wind.

We should avoid cutting down trees.

In case you cut one plant two more.

God also wants us to take care of animals.

Animals are good because they give us food.

Other animals like dogs protect us from wild animals and thieves.

### **What I will do**

I will take care of all God's creations

I will plant more trees to protect my environment.

### **Exercise**

1. Why do we need to take care of trees in our cattle camps?
2. List four types of animals that provide us with food?
3. Name the animal that protects our homes.

### **Reference**

Read Psalms 104:24 to learn more about the need to protect both plants and animals.

#### **Activity:**

In groups of 5 learners, talk about how you take care of cattle, goats, chickens and dogs in your community.

## Caring for our environment

Draw a picture of homestead with people cleaning the compound and fetching water from a well protected well.



Keeping our environment clean is one way of caring for God's creation.

God wants us to also keep the water source clean.

Activity:

Draw a picture of your cattle camp and draw your daily activities/schedules you perform to keep your cattle camp clean

## The Garden of Eden

Draw an illustration of the Garden of Eden with Adam and Eve living it happily



We grow crops like groundnuts, sorghum, beans and sim sim in the garden. Even our animals live in some of our gardens that we do not grow crops in it. We make sure that we keep our gardens well so that they remain fertile and produce more crops for food. Likewise, God put Adam and Eve in the Garden of Eden to take care of it.

God wants us to take care of his creation.

### **What I have learnt**

Keeping our environment clean is one way of caring for God's creation.

God wants us to also keep the water source clean.

God put Adam and Eve in the Garden of Eden to care for it.

God wants us to take care of his creation.

### **What I will do**

I will take care of all God's creations in my environment.

I will keep our water source clean.

### **Exercise**

1. What does God want us to do for his creations?
2. How do we take care of God's creation?
3. What types of crops do you grow in your gardens?
4. What task was given to Adam and Eve to do in the Garden of Eden by God?

### **Reference**

Gen 2:15 tells us more about the care for all God's creations.

## UNIT 2: GOD'S GIFT OF MY HOME COMMUNITY

### My home community

Draw an illustration of a cattle camp community



The cattle camp community is made of relatives and neighbors.

It is expected to be peaceful.

### My family

Draw an illustration of family consisting of father, mother and three children



A family is made of father, mother and their children.

Deng Mabor and Elizabeth Achol have peaceful family.

Activity:

Draw the picture of your family in the cattle camp in your exercise book. Indicate how many people are staying with you in the cattle camp. List their names in your exercise book.

### Our home

An illustration of home with people doing different activities



This is our home. Everybody is busy.

People are talking, the women are cooking and my sisters are taking milk to the market.

### What I have learnt

The cattle camp community is made up of relatives and neighbors

It is expected to be peaceful

A family is made of father, mother and their children

Work allocation in our homes.

### What I will do

I will live in peace with my neighbors in the cattle camps.

I will do work allocated to me in the cattle camps.



## Exercise

1. How can we live in peace with our neighbors in the cattle camp?
2. How can we have peaceful families in the cattle camps?
3. How do we divide work responsibilities equally in the cattle camps?

## Reference

### Activity:


Tell your facilitator the activities you do in the cattle camps on daily basis. Tell your colleagues and facilitator how these daily activities affect your attendance of PLEFS.

## Our neighbor

This is Mr. Mangar. He is our neighbor. His cattle camp is next to ours.

Nyandeng is Mr. Mangar's wife.

Illustration, draw two cattle camps next to each other.



**Neighbours help each other**

Draw an illustration of cattle camp community preparing for wedding of the daughter of their chief.



Next week is going to be a very big occasion. Ayen the daughter of chief Makur is getting married.

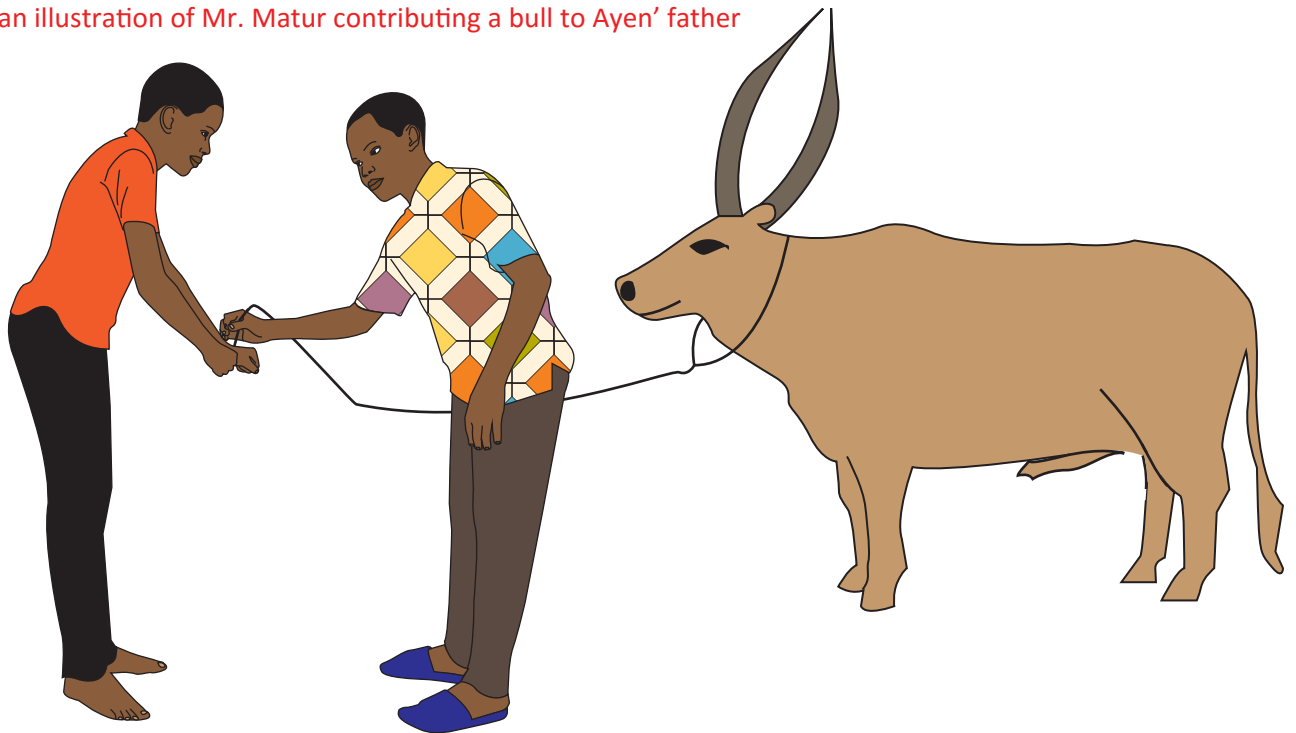
Some people will be involved in cooking. Others are cleaning the compound.

People from the neighbouring cattle camps are getting ready for Ayen’s wedding day.

Mr. Matur is also attending the wedding.

He lives next to chief Makur’s cattle camp. He has brought a bull for Ayen’s wedding.

Draw an illustration of Mr. Matur contributing a bull to Ayen’ father



Activity:

Draw a picture of neighbors helping each other in the cattle camps and discuss with your colleagues whether you have ever taken part in helping your neighbors and how do you feel about it.

### Living with our neighbors

This is Abraham. Abraham had good neighbors.

An illustration of Abraham when his wife died



He was very sad when his wife Sarah died.

Abraham had no land so he could not burry his wife.

But his neighbors had land.

Abraham talked to his neighbors.

An illustration of Abraham asking his neighbors to sell for him a land



“Please sell me some land so that I can bury my wife” he said.

Abraham had kind neighbors. They said to him, “Oh Abraham, you are a great man among us. Go ahead and bury your wife in the best place.”

This is how we should live with our neighbors.

God wants us to show love to those living around us.

### **What I have learnt**

Knowing your neighbors

Helping each other in our neighborhoods

Showing love to our neighbors

### **What I will do**

I will take the initiative to know our neighbors in the cattle camps.

I will love and help people living in my community.

### **Exercise**

1. How do you get to know your neighbours in the cattle camp?
2. What is the importance of helping each other in the various cattle camps?
3. How do you show love and help to your neighbors in the cattle camps?

### **Reference**

Mark 12:28-31, Gen 23:1-5

#### **Activity:**


In groups, act out a drama demonstrating peaceful living in your community. In drama spell out the causes of conflicts in your cattle camps and state some of the solutions to the issues that cause conflict.

### UNIT 3: MY SCHOOL COMMUNITY

My school community is made up of facilitators and learners.

It is a large community.

An illustration of a learner settled in a cattle camp.



Miss Nyandeng is a facilitator at my learning center.

She teaches mathematics.

Everybody likes her.

Activity:

Tell your facilitator the names of the people who make up your cattle camp community. List them on the note book. State how many of these people have recently come to your cattle camp.

**It is class time**

The learners are in the learning center.

They are having a C.R.E lesson.

An illustration of learners learning under a tree



When the bell rings it is time for break.

Learners play and talk together in the play ground.

Every member of our learning community is a gift from God.

Activity:

Practice singing a song together which will bind all the learners to live together and share everything they have.

**Jesus did not go to school.**

He had his lessons in the temple (church).

An illustration of Jesus teaching in the temple



Jesus sat with the teachers in the temple.

He listened to them and asked them questions.

Everyone who heard Jesus was amazed at his understanding and answers

### **What I have learnt**

The composition of my school community

The learners in my learning centre

Jesus had his lessons in the temple (church)

### **What I will do**

I will participate in all learning activities taking place in my centre.

I will love and help people living in my community.

### **Exercise**

1. How will you relate with the members of your class in the learning centre?

### **Reference**

Luke 2: 46-47

## UNIT 4: GOD'S GIFT OF MY CHURCH COMMUNITY

**Today is Sunday.**

Pastor Mayen is preaching about peace and love in our community.

An illustration of a pastor preaching in the cattle camp church



Our head facilitator, Mr. Makuac is in the church.

Mr. Deng and his wife Nyibol are also there.

They are seated at the front.

Mr. Deng is an elder in the church.

Our church is made up of members of my learning center and cattle camp community.

We meet together to pray and hear the word of God.

We also praise God.



An illustration of people praising in the cattle camp church



**What I have learnt**

Peace and love in our community

Members of our church

**What I will do**

I will preach about peace and love in our cattle camps.

I will love all the members of our church.

**Exercise**

1. Why should we preach about peace and love in our cattle camps?
2. How can we live in peace with the members of our church in the community?

**Reference**

Hebrews 10:24-25

**Activity:**

Do you know the names of these people?

- Your pastor
- Your Sunday school teacher in the cattle camp
- The caretaker of cattle camp church

copy this table into your exercise books and fill in the names

Person	Name
Pastor	
Sunday school teacher in the cattle camp	
Choir leader	
Church elder	

## UNIT 5: GOD'S GIFT OF THANKFULNESS AND PRAYER

An illustration of people playing various games



There are many things to thank God for.

God gives us life. We should thank him for this.

We should also thank him for our health, families and friends.

We can thank God by helping our community.

### **Prayer**

Every day, I kneel beside my bed and say our lord's prayer.

Our father in heaven,

Hallowed be your name,

Your kingdom come,

Your will be done on earth as it is in heaven,

Give us this day our daily bread,

Forgive us our sins,

As we forgive those who sin against us,

And lead us not in to temptation,

But deliver us from evil.

Amen.

An illustration of a learner praying



God hears us when we pray. We talk to him in prayer.

We tell God our problems.

We also pray for others.

We pray for our families.

We pray for the sick and the needy.

Activity: Practice saying our Lord's Prayer.
---

### **Elijah the man of prayer**

Elijah was a prophet.

God told Elijah what to tell the people.

An illustration of Prophet Elijah praying to a dead child.



Elijah prayed for the widow's dead son.

An illustration of the son rising from the dead



God heard Elijah's prayer.

He brought the boy back to life.

The mother was very happy.

Elijah was angry because the people were worshipping idols.

He prayed to God to send a fire to burn the people's sacrifice.

Then the people knew that Prophet Elijah was worshipping the true God.

An illustration of Prophet Elijah praying to God for fire to burn sacrifices offered to idols



**What I have learnt**

There are many things to thank God for.

The Lord's Prayer

God hears us when we pray

Elijah the man of prayers

**What I will do**

I will thank God for helping our community.

I will love to pray for peace to reign in my community.

**Exercise**

1. List some of the things that you could thank God for
2. What prove did Prophet Elijah do to show that he worships the true God?

**Reference**

1 Kings 18:20-39 1 Kings 17:8-24 Mathew 6:9-13

Activity:

Compose a prayer thanking God for his gifts to you.

## UNIT 6: GOD'S GIFT OF FAITHFULNESS

### Faithful people keep their promises

A faithful person is one who tells the truth at all times.

An illustration of a mother instructing her daughter to take care of her sibling



Yom's mother instructed Yom to take care of the baby while she is away.

Yom replied, "Yes mother, I will".

Yom kept her promise. She is faithful and can be trusted.

Unfaithful people do not keep their promises

An illustration of a baby sitter who allowed the baby to play near the fire



Aluet's mother says, Aluet, "will you see that the baby does not go near the fire?"

"Yes mother, I will".

But Aluet forgot her promise. She plays instead of watching the baby. Aluet does not keep her promise.

### **Faithful people are truthful**

Two children were told to stay at home. John decided to walk out of the home to join his age mates.

When the father came back home, he asked where have you been John? John replied I went to play with my age mates.

John you must always keep instructions. Thank you father John replied. I will be careful in the future.

John was faithful and truthful to his father.

An illustration showing John discussing with his father



### **The proverb of the vineyard**

Jesus told his disciples a story about a man who had two sons. The man had a garden where he grew grapes and vines. Such a garden is called a **Vineyard**.

He said to the elder son, "son, go and work in my vineyard". The son said he did not want to go. Later he changed his mind and went to work in the vineyard.

Then the man asked the younger son to work in the vineyard. "Yes, sir," said the son. But on the way he met his friends and did not go to the vineyard.

Then Jesus asked, "which one of the two did what his father wanted?"

"The older one," his disciples said.

An illustration of a father instructing his two sons to go and work on the vineyard



**What I have learnt**

A faithful person is one who tells the truth at all times.

Unfaithful people do not keep their promises.

Faithful are truthful

**What I will do**

I will be faithful and talk the truth at all times.

I will always keep my promises.

**Exercise**

1. Why do we need to be faithful and truthful at all times?
2. What is the consequence of being unfaithful?
3. How can you help someone unfaithful to keep to his/her promises?

**Reference**

Mathew 21:28-30 Mathew 5:33-37

**Activity:**

Tell your facilitator what you have learnt from the story of the two sons.



## UNIT 7: GOD'S GIFT OF FESTIVALS

### Harvest festivals

An illustration of people offering their gifts during harvest festivals



There are festivals in the community which make people to give thanks to God.

Traditional harvest festivals are celebrated in the home community.

Christian harvest festivals are celebrated in the church or harvest Sunday.

On this Sunday people take some of their crops to church.

This is to give thanks to God for a good harvest.

**Activity:**

- Draw some of the things that people in your cattle camp offer to the church on harvest Sunday festival.
- Write your own prayer of thanks for the harvest.

## Christmas and Easter

An illustration of people celebrating Christmas in cattle camp church.



There are many weddings in the harvest season. The women make lot of special foods.

Men prepare the wedding ground. They arrange the chairs and tables. They slaughter the wedding bull.

There is a lot of eating and drinking. People wear the best clothes.

People like to dance and sing at weddings.

Jesus' first miracle

An illustration of Jesus turning water into wine on a wedding Day



Jesus and his disciples went to a wedding festival in Cana.

There were many people. All the wine got finished.

The people were offered water to drink.

Jesus prayed over the jars of water and turned it into wine.

This wine tasted better than the first one. There was plenty for everyone.

This was the first miracle of Jesus.

### **What I have learnt**

Traditional harvest festivals conducted in the community

Christian harvest festival conducted in the church on Harvest Sunday

Christmas celebration of the birth of Jesus Christ

Easter festival where Christians remember the death and resurrection of Jesus Christ

Wedding ceremonies

### **What I will do**

I will take in celebrating Easter Day to remember the death and resurrection of Jesus Christ.

I will get married through a wedding.

### **Exercise**

1. Name some of the festivals celebrated in your cattle camp
2. How do people prepare for these festivals in your community?
3. In which festival did Jesus turn water into wine?

### **Reference**

John 2: 1-11

Activity:

Tell your facilitator what happens during weddings in your cattle camp.

## UNIT 8: JESUS CHRIST

### Baptism

John the Baptist baptized many people in the River Jordan.

Jesus asked John to baptize him. John said, "I ought to be baptized by you and yet you have come to me".

Jesus said, "This is what God wants".

An illustration of John the Baptist baptizing Jesus Christ in River Jordan



So John baptized Jesus in the river. When Jesus was baptized God spoke to him from heaven.

God said, "This is my own dear son, with whom I am pleased".

Thus Jesus is the son of God.

### Jesus chooses his disciples

Jesus chose twelve men to be his disciples. These men left their jobs and followed Jesus. Jesus gave them power through the Holy Spirit.

The disciples preached the good news that God loves us.

They helped Jesus heal the sick and perform miracles.

The twelve disciples Jesus called to help him were:

Simon Peter

Andrew

Philip

John

Thomas

James

Thaddeus

Simon

Judas

Bartholomew

Mathew

James the son of Alpheus

Draw an illustration of the twelve disciples of Jesus Christ



**What I have learnt**

John the Baptist baptized many people in River Jordan.

Jesus asked John to baptize him.

Jesus said, "This is what God wants".

So John baptized Jesus in the river.

God said, "This is my own dear son, with whom I am pleased."

Jesus chose twelve men to be his disciples.

They left their jobs and followed Jesus

The disciples preached the good news that God loves us

They helped Jesus heal the sick and perform miracles.

**What I will do**

I will have to be baptized.

I will accept to preach the good news about God's kingdom like the twelve disciples of Jesus did.

**Exercise**

1. What is the importance of Jesus baptism in our lives?
2. How baptism is practiced in your cattle camps?
3. In your own cattle camp, describe how the cattle camp chief chooses his helpers?
4. What is the importance of having helpers in the cattle camps?

**Reference**

Mark 3:14-19 Mathew 3:13-17, Luke 3:21-22

## The teaching of Jesus Christ

Many people followed Jesus to listen to his teaching.

Jesus went up a hill and began to teach them.

Jesus taught that God takes care of people who are poor and hungry. He also blesses them.

Jesus said that we should love our enemies. We should do well to those who do bad things to us.

An illustration of people helping the poor, hungry and the elderly



We should love all people just like how Jesus loved us all. Jesus said that we should forgive those who hurt us. God will then forgive and bless us. This was called the Sermon on the Mount.

An illustration of reconciled people hugging each other



What care do you give the poor and the hungry people in your cattle camps?

### **Miracles**

Jesus and his disciples travelled all over Galilee, teaching and healing people. They performed many miracles.

A man suffering from leprosy came to Jesus. He knelt down before Jesus and said, “if you want to, you can make me clean”.

An illustration of Jesus Christ healing a man suffering from leprosy



Jesus was filled with pity. He touched the man and said, “I do want to. Be clean”.

Immediately the leprosy left the man and he was cured.

Jesus is God. He can do all things. Jesus can heal people.

He has the power to forgive sins.

### **What I have learnt**

Many people followed Jesus to listen to his teachings

Jesus taught that God takes care of people who are poor and hungry.

Jesus said that we should love our enemies.

God will forgive and bless us if we love our enemies

Healing of a man suffering from leprosy



**What I will do**

I will always read the Bible to learn more about Jesus' teachings.

I will forgive my enemies so as to receive God' forgiveness and blessings

**Exercise**

1. What is the importance of forgiveness and reconciliation?
2. How did you help someone in need of assistance?
3. How sick people are treated in the cattle camps?

**Reference**

Mark 1:39-42 Mathew 5 and Luke 6:20-31

Activity: Act out the story of Jesus curing the leper
---

## UNIT 9: THE HOLY BIBLE

### Looking into the Bible

The Bible is God's Holy book.

An illustration a boy and a girl reading the Bible



The bible has stories about God's people. It is divided into the Old and the New Testaments.

The Old Testament tells us how God created heaven and earth. It also has stories about Prophets. They were God's messengers.

The New Testament begins with the birth of Jesus. It has stories about the life of Jesus. It also has stories about the Disciples of Jesus.

Activity:

Look at the contents page of a Bible.

1. Count the number of books in the Old Testament.
2. Count the number of books in the New Testament.

### What I have learnt

The Bible is God's Holy Book.

The Bible has stories about God's people

It is divided into Old and New Testaments

The Old Testament tells us how God created the Heaven and earth

The New Testament begins with the birth of Jesus, his life, disciples.

## What I will do

I will always read the Bible to know more about God.

I will encourage those who do not have Bibles to have them.

## Exercise

1. Into how many parts is the Bible divided?
2. Which part of the Bible talks about the birth of Jesus Christ, his life and disciples?
3. What is the importance of the Bible in our lives?

## The healing of the King Hezekiah

This is a story from Old Testament.

An illustration of prophet Isaiah delivering the message of God to Hezekiah



King Hezekiah was very ill. Prophet Isaiah went to him and said, “God says you will die”.

King Hezekiah wept loudly and prayed, “God, I have loved and obeyed you with all my heart”.

God send prophet Isaiah back to Hezekiah. Isaiah was to tell him that God had heard his prayer.

God healed Hezekiah and added more fifteen years to his life.

## The ten lepers

This story is in the New Testament

An illustration of ten lepers asking Jesus to have pity on them



Jesus saw ten lepers outside a village. The lepers shouted, “Jesus! Master! Take pity on us!”

Jesus said, “Go and show yourselves to the Priests”.

As they were going to the priest they were all cleansed of their leprosy.

One man, a Samaritan, came back praising God with a loud voice. He threw himself at Jesus’ feet and thanked him.

Jesus said, “There were ten men healed where are the other nine”?

The other nine men were Jews. Jews knew about God. They were expected to thank and praise him.

Samaritans did not know God. The healed Samaritan recognized God’s healing power and praised him for it. Jesus loves people who give thanks.

Activity:

There was a lot of stigma associated with leprosy. This made people with leprosy discriminated by the society.

Leprosy among the Jews can be equated to HIV/AIDS today

How are the People living with HIV/AIDS treated by the society today?

How can you care and support people living with HIV/AIDS?

Tell your friend what you would do to somebody who done something good to you.

**What I have learnt**

The healing of the king Hezekiah

The healing of the ten lepers

**What I will do**

I will pray to the Almighty God to get heal of any sickness.

I will praise and thank God for healing the sick people in my community.

**Exercise**

1. What is the importance of prayer in the first story?
2. How did the Samaritan leper feel after being healed of his sickness by Jesus Christ?
3. How do you treat sick people living with HIV/AIDS in your community?

**Reference**

2 Kings 20: 1-6

## UNIT 10: THE CHURCH

### Thanks giving

There many reasons for thanking God in the cattle camp

Activity:

Give the moment where you will give thanks to God.

Children helping in the community

Draw an illustration of children helping in the community doing various activities.



Activity:

List the various activities that children do to support their parents in your community

### What I have learnt

Thanks giving

Moments where we give thanks to God

Children helping in the community

### What I will do

I will give thanks to God for keeping me healthy and alive.

I will thank whoever does good things to me.

### Exercise

1. What is the moment that makes you happy and give thanks to God in your community?
2. What activities do you do to help your community?

### Reference

Psalms 92: 1-4

# UNIT 11: DISCIPLESHIP

## Helping the sick

Activity;

Copy this table into your exercise books.

Draw a picture in each column to show how you can help children, the elderly, the sick and the poor.

Children	Elderly	Sick	Poor

### What I have learnt

Helping children

Helping the elderly people

Helping the sick

Helping the poor people in community

### What I will do

I will take care of children, elderly, sick and poor people.

### Exercise

1. How do you help the following categories of people in your community?
  - a) Children
  - b) Elderly people
  - c) Sick people , and
  - d) The poor people.

### Reference

Read the Bible book of Mathew 25: 35-40 to find out how to help the above mentioned categories of people.

## **UNIT 12: THE HOLY SPIRIT**

### **Peace in the community**

Activity:

In groups discuss how you wish to live peaceful in your community.

In groups, act out a play about forgiveness.

How do you show love in your community

### **What I have learnt**

Peace in the community.

Conflict resolution in our community

Forgiveness

Showing love in the community

### **What I will do**

I will live in peace in my community.

I will love and help people living in my community.

### **Exercise**

1. How do you resolve conflicts in your community?
2. How will you show forgiveness to whoever has done bad things to you?
3. Do you love your neighbor as you love yourself?

### **Reference**

1 John 3: 14-18 Romans 12: 18-21 Luke 15: 11-32



## Revision questions

### UNIT 1: CARING FOR GOD'S CREATION

1. What should you do if you cut down a tree?
2. What is the name of God's garden?

### UNIT 2: GOD'S GIFT OF MY HOME COMMUNITY

1. Why are neighbors important in our community?
2. How did Abraham's neighbor help him?

### UNIT 3: GOD'S GIFT OF MY SCHOOL COMMUNITY

1. Who makes up the school community?
2. Where did Jesus have his lessons?

### UNIT: 4 GOD'S GIFT OF MY CHURCH COMMUNITY

1. Name two things you do in church?
2. What is the name of the pastor at your cattle camp church?

### UNIT 5: GOD'S GIFT OF THANKFULNESS AND PRAYER

1. Name two things we can thank God for?
2. Who did the prophet Elijah bring back to life?

### Unit: 6 God's gift of faithfulness

1. What does the faithful person do?
2. What did the owner of the vineyard (garden) ask his son to do?

### UNIT: 7 GOD'S GIFT OF FESTIVALS

1. Why do people celebrate Christmas?
2. What did Jesus do with the water at the wedding?

### Unit: 8 Jesus Christ

1. Who baptized Jesus?
2. How many Disciples did Jesus have?

### UNIT: 9 THE HOLY BIBLE

1. Who did God help Hezekiah?
2. How many lepers returned to thank Jesus after he healed them?

## : 10 THE CHURCH

1. Name two places where we can thank God.
2. How can we help our Church community?

## UNIT: 11 DISCIPLESHIP

1. How can we help those who are hungry?
2. How can we help the sick in our community?

## UNIT: 12 THE HOLY SPIRIT

1. What did Jesus teach about peace?
2. What did the father of the lost son do to show his forgiveness?



European Union



*Government of South Sudan*

**Developed by UNESCO and FAO  
in Collaboration with the MoGEI, MoLFI and MoAFS**

**With Funding from The European Union**



**Food and Agriculture  
Organization of the  
United Nations**

