

English

Learner's Book

Primary one

©

ISBN

First Published 2016

All rights reserved. No part of this book may be reproduced or transmitted in any form or by any means, electronic, electrostatic, magnetic tape or mechanical, including photocopying or recording, on any information storage and retrieval system, without prior permission in writing from the publisher.

TABLE OF CONTENTS

Unit	Title	Page
1	My First Reading.....	1
2	Greetings.....	12
3	Telling Time	16
4	Our Family	22
5	My Body.....	26
6	Our Plefs	30
7	Our Surroundings	34
8	Animals	40
9	In The Garden	44
10	Herd And Land Range Management .	50
11	Occupations.....	53

Unit 1: MY FIRST READING

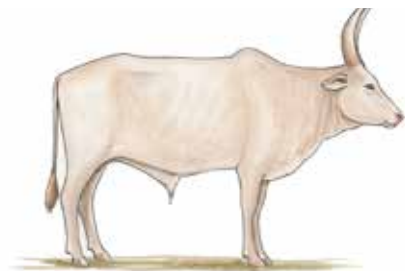


A. Say after the teacher


The Alphabet



a Axe



b Bull




c Calf



d donkey



e Egg



f Fish



g Goat



h Hay



i insect



j Jug



K Kitchen garden



l lion



m maize



n net



o ostrich



p pond



q Quill



r rope



s sorghum



t tree



u umbrella



v vegetable



w woman



x x-ray



y yam



z zebra

B. SONG OF LETTERS

A says aaaa....as in axe

B says bubuu....as in bull

C says caca.....as in calf

D says dododo.....as in donkey

E says eeee.....as in egg

F says fififi...as in fish

G says g...as in goat

H says haha ...as in Hay

I says iiiii...as in insect

J says juju....as in jug

K says kki...as in kitchen

L says lili...as in lion

M says mm...as in market

N says nn...as in net

O says ooo...as in ostrich

P says popo..as in pond

Q says quiqui..as in quill

R says rrr...as in rope

S says sss...as in sorghum

T says ttt...as in tree

U says uuu...as in umbrella

V says vvv....as in vegetable

W says www...as in woman

X says xxx...as in x-ray

Y says yaya...as in yam

Z says zezee...as in zebra.

C. Read

Two -letter sounds



Day



Hay



Ray



Way



Play

Read more

hay

ray

day

say

way

play

D. Read and sing

This is a play song.

My seven days of the week

Sunday Monday Tuesday,
Wednesday and Thursday,
Friday and Saturday ,
My seven days of the week.

E. Fill ew in the blanks. Then read.

f - -



n - -

st - -

gr - -

fl - -

F. Matching words with pictures

Cow	
Insect	

Rabbit



Goat




Chicken




Unit 2: GREETINGS

A. Good morning



B. Good afternoon



C They are saying “Hello”



Deng and Ayen saying to each other hello

Ayen : Hello Deng

Deng: Hello Ayen

D. Reading two vowel sounds



Boat



coat



goat



soap

E. Writing

Use oa to fill the blank spaces. Then read the words

B - - t

F - - m

S - - p


R - - m

C - - t

s - - k

Unit 3: TELLING TIME

Read and practice with a friend.



Deng: hallo Ayen?

Ayen: hallo Deng...you woke up early today.

Deng: it is about 7:30am the sun is above our heads.

Ayen: you must be having some homework .

Deng: Yes, a very interesting one. I want to make a calendar for our class. It will have all the days of the week; Monday, Tuesday, Wednesday, Thursday, Friday Saturday and Sunday. It will start from January to December.

Ayen: That is a whole year. How many months and days are those?

Deng: They are 12 months. One year has 364 and a quarter days.

Ayen: Those are very many days. One can't count them. You can't make a calendar like that.

Deng: They are very many. But they can be counted. Can you count from number 1 to 99?

Ayen: Yes ...mmmmm I can try....1, 2, 3, 4, 5, 6, 7, 8..... Look. It is going to rain before you finish. It is windy too. I will count the others tomorrow.

Deng': The wind is blowing from east to south. This rain cannot reach here. Our rain come with winds blowing from west to east.

Discuss these questions with your friend.

1. What are the names of the children in this story?
2. What is the time in the story?
3. What time did you wake up?
4. What did you do after you woke up?
5. What homework does Deng want to do?


C. Exercise: What is the time Mr. Lion?

Take a friend and do this game. One will be Mr. Lion. A lion eats meat. It can eat you.



You will be following the lion and asking it time. The lion will be looking at the clock.





When it is 1.00 o'clock, the lion will run after you. If it gets you, then you change role. You become Mr. Lion.

GAME START:

You: What is the time Mr. Lion?

Mr. Lion: It is eight o'clock.

You: What is the time Mr. Lion?

Mr. Lion: It is.....

D. Draw a wall clock. Show it is time for lunch. Tell your friends what time it is.

Draw another clock. Show it is time for going to PLEFS. Tell your friends what is the time.

E. My calendar.

Look at this calendar.

April 2016.

Monday	Tuesday	Wednesday	Thursday	Friday	Saturday	Sunday
1	2	3	4	5	6	7
8	9	10	11	12	13	14
15	16	17	18	19	20	21
22	23	24	25	26	27	28
29	30					

Discuss these questions with your friends

1. How many days are there in April?
2. How many days do you go to PLEFS?
3. Shade all the days in a week when you go to PLEFS.
An example has been done for you.
4. What do you do the other days?

F. New words





Copy and read

1. Green vegetables are good for our health.
2. Our cattle camp has fertile soil for growing crops.
3. May is the month for harvesting sorghum

G. Fill in the blank spaces

1. Today is Tuesday. Yesterday was _____.
2. Tomorrow will be _____.
3. At 9.00 o'clock I _____.

H. Match the sentences with the pictures

It is 9.00 o'clock	
It is 3.00 o'clock	
I eat lunch at	
Animals come back from grazing at	

Unit 4: OUR FAMILY

A. Look and say.



Hello. My name is Olok.

I am a boy.

I am six years old.

I go to the cattle camp PLEFS.



That is my mother

That is father.

This is my sister.

This is my big brother.

B. Read

Mother Father Sister Brother Family

C. Tell your friend

1. What is mother doing?
2. What is father doing?
3. What is brother doing?
4. What is sister doing?

D. Which one is the same?

Illustrations of:

1. A cow, a goat, a chicken
2. A cabbage, milk, meat
3. A spoon, a plate, a jug
4. Two big cows and a calf
5. Copy the letters

E. Copy these letters

C C C

d d d

F. Double letter sounds

Fill in the blanks with oo. Then read the words

Pick three and draw their pictures

For example

Boo



B - - k

Bl - - d

F - - d

f - - t

w - - d

p - - l

Unit 5: MY BODY

A. Point and sing

Head, shoulder knees and toes

Knees and toes, Knees and toes

Head, shoulder. knees and toes

Eye, ears, nose and mouth.

B. Show me



Show me your head.

Show me your arm

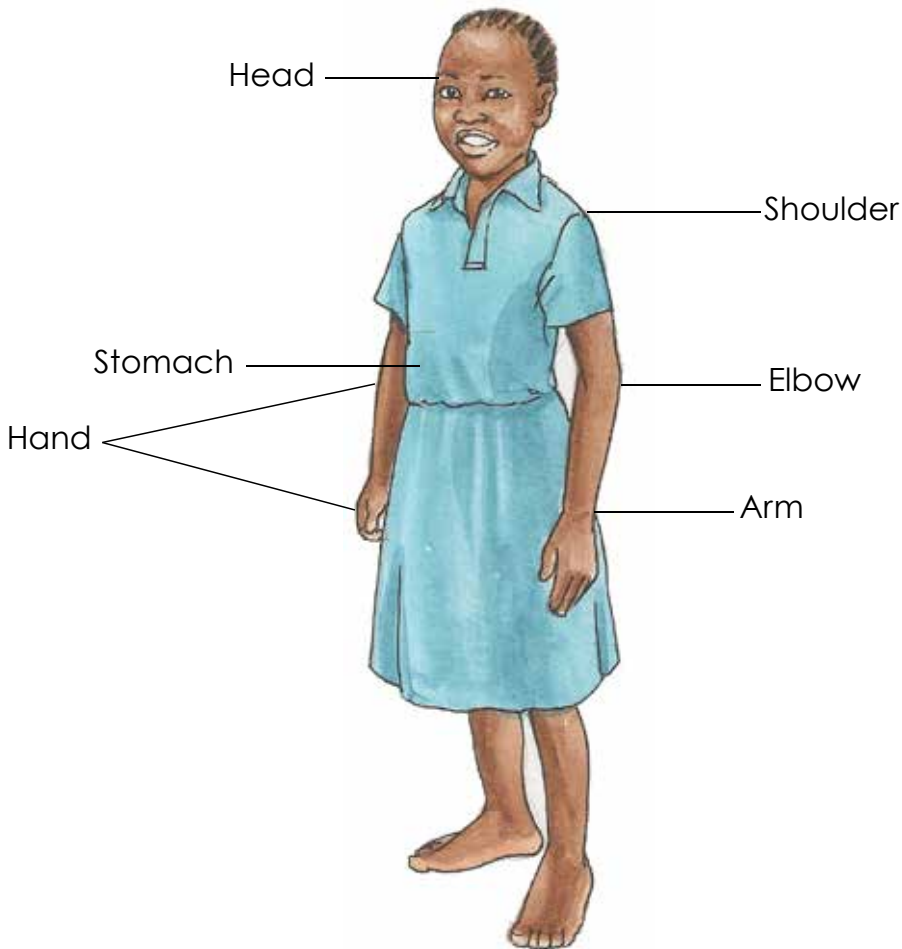
Show me your stomach

Show me your fingers

Practice with your friend the show me game.....

C. Read the words .

Look at the picture.



1. Read the names of the parts of the body.
2. Fill in the missing letters
 - (a) He_d
 - (b) Ha-d
 - (c) Sh-ulder
 - (d) A—m
 - (e) E-r
 - (f) -ye
 - (g) Stom--h

D. Match the parts of the body with their uses

	smelling
	eating
	seeing
	hearing
	walking


E. Taking care of my body.

Tell your friends which of the following you do to take care of your body.

1. Keeping my finger nails short.
2. Washing hands after visiting the toilet
3. Drinking boiled milk.

UNIT 6: OUR PLEFS

A. Practice in class



Teacher: Good morning class. How are you?

Learners: Good morning teacher.


Teacher: How are you

Learners: We are well thank you madam

Teacher: Goodbye children.

Learners: Good bye teacher.

B. Point and say



C. Read and Act



D. Read and learn the ea sound words.

Bead	heal	meat
Bean	heap	neat
Clean	leak	read
Dream	leaf	seat

E. Which letters are the same?

P
b

d
a

p

w
o

a
w

m

f
t

g
f

p

t
b

t
p

d

F. Copy the letters.

w

w

w

w

f


f

f

f

UNIT 7: OUR SURROUNDINGS

A. Look at this picture.



Discuss with your friends

1. What do you see in the picture?
2. Which of these things do you and your friends do?

B. READ

POEM.

1. Pogo is near the river looking after cows.
He is with his friends.

Some are collecting wild fruits.

Others are hunting the deer.

2. The water is flowing in the river

It makes the grass green.

The cows and goats eat the grass.

They all look healthy.

3. Father is at the cattle camp.

He is clearing the bush

He wants to make a kitchen garden.

He will plant green vegetables.

4. Mother went to the village.

Today is market day in the village.

Rotten food make the village market is dirty.

The smell from the market makes somebody to feel sick.

5. When the wind blows, trees in the forest bend.
We get good cool fresh air.
Always plant more trees in the forest.
Never pollute the forest air with rotten things
Our surroundings give us life.

The bag contains things eaten by Pogo and his family.
Remove the ones that are not in the poem.


1. Which of things in the box are there near your cattle camp?

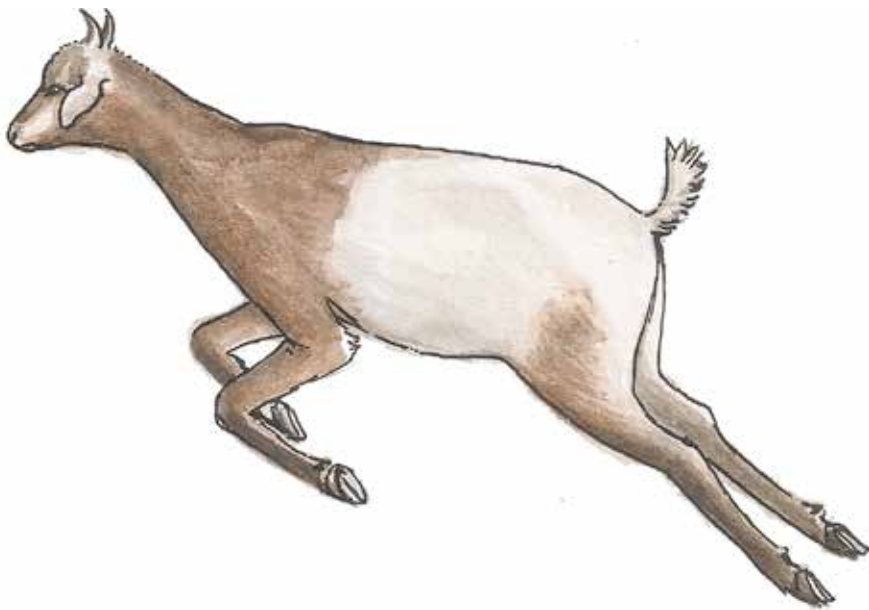
Trees, grass, rivers, hills, market, , animals, road,
empty bottles, smoke, ponds,

1. What can you do to keep your surroundings good?
2. What should you not do to your surroundings?

B. LANGUAGE USE

Language practice; Use of “this” “that” “these” in short sentences using the words in the box





Complete the sentences

1. These children are playing

2. This man is digging

3. _____

4. _____

5. _____

Learn to spell these words. Write them in your exercise book

your

our

mine

trees

mountains

river

grass

green

pollution

their

valley

dust

rake

pool

soil

sand

leaf

sun

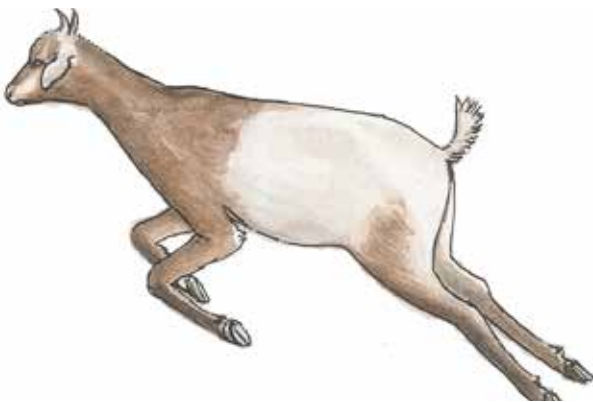

moon

clouds

sky



UNIT 8: ANIMALS


A. Point and say.






B/ How many are there?





C. Point and ask.





D. Say the letters and read the words.

h p s g



E. Copy the letters.

L | | | -----

H h h h -----

UNIT 9: IN THE GARDEN

A. Point and say.

	tree
	pumpkin
	a bush
	cabbage



groundnut



maize



okra




tobacco



sorghum

B. Ask and answer.



C. Point and say

Look at these pictures. Point and say what each is.



D. Read the sentences

Mother is digging the garden.

Kavuki is washing clothes.

Majok is removing cowdung from the cattlecamp.

Juru is selling tomatoes in her cattle camp shop

E. Make your own sentences using the pictures. Draw a picture of your sentence.



F. Say the letters and read the words.

J n



jump



fishing net



nose



jug

G. Copy the letters

u n

H. What are the missing letters?

Draw the following;

Ban-na, m-ngo, p-tato, t-m-to

UNIT 10: HERD AND LAND RANGE MANAGEMENT

Look at the picture. What can you see?



1. What are they doing?
2. What do you like in this picture?
3. What is not good in this picture?
4. What do you think should be done?

B. Practice telling your friend

You: Tell your friend why you think it is good to keep many cows?

Friend: Tell your friend why it is good to keep cows and grow crops

You: Tell your friend why it is good to keep few cows which have a lot of milk

Friend: Tell your friend why it is good to keep your cows where there is a big space

C. Read the letters. Say the words.

b g



D. Read these words

1. A herd of cattle.
2. A sack of potatoes

3. A group of people
4. A heap of fodder.

E. Comparing things


1. One horn of this cow is bigger than the other.
2. This is the best calf from my cows.

Filling in the blank spaces with the best words in the brackets

1. That bottle is _____ than this one. (small/smaller/smallest)
2. My kitchen garden has the _____ (good/better/best) vegetables in the camp.
3. Daru has the _____ cows in the camp. (many/more/most)
4. The seeds she gave us were _____ (good/better/best) than the ones in the market.
5. This month we had the _____ (many/more/most) rain this year.
6. Tie the calves (farthest/far/farther) from each other.

UNIT 11: OCCUPATIONS

A. Look at this picture.



Discuss with your friends

1. What are the people in the picture doing?
2. A person who teach children in PLEFS is called a teacher.
3. What do we call all to those people doing other things?

B. When I was

Practice singing in pairs. One will be demonstrating and the other sings. Change after sometime and the one who was singing now demonstrates. Then the whole class should sing this song. Each showing how the person mentioned in the song does.

1. When I was a tailor, a tailor, a tailor

When I was a tailor, a tailor was I.

It was this, and that way

And this way, and that way

When I was a tailor, a tailor was I....

Sing the same to the following:

2. When I was a teacher.....

3. When I was a farmer.....

4. When I was an animal health worker.....

5. When I was a doctor.....

6. When I was a basket maker.....

C. You may add many other occupations that can be done in the cattle camp.

D. Read and practice



He grows cassava and vegetables.

He also keeps cows and goats.

What do we call a woman who owns a shop?

She is called a shopkeeper.

What do we call the man who makes our clothes?

He is called a tailor.

E. Possessive

Possessive means something belongs to you. It is yours. When you collect fruits in the field they belong to you. They are your fruits. If you give Swokiri some fruits, **they belong to him.**

We say they are his.

Do the following sentences in your books. The first one has been done for you.

1. This is my cow. It belongs to me.
2. That new hoe for Deng. It belongs to_____
3. The sick heifer is ours. It belongs to_____
4. That clean milk container is yours. It belongs to_____.
5. Those beautiful vegetables belong to Juha. It is_____.

F. Copy correctly in your books

tailor	our	mine	far
fisherman	trees	Doctor	work
grass	green	teacher	rake
their	valley	carpenter	him