



South Sudan



# Primary Social Studies

# 4

Pupil's Book



This Book is the Property of the  
Ministry of General Education  
and Instruction.

**This Book is not for sale.**

Funded by:



## **How to take care of your books.**

### **Do's**

- 1. Please cover with plastic or paper. (old newspaper or magazines)**
- 2. Please make sure you have clean hands before you use your book.**
- 3. Always use a book marker do not fold the pages.**
- 4. If the book is damaged please repair it as quickly as possible.**
- 5. Be careful who you lend your schoolbook to.**
- 6. Please keep the book in a dry place.**
- 7. When you lose your book please report it immediately to your teacher.**

### **Don'ts**

- 1. Do not write on the book cover or inside pages.**
- 2. Do not cut pictures out of the book.**
- 3. Do not tear pages out of the book.**
- 4. Do not leave the book open and face down.**
- 5. Do not use pens, pencils or something thick as a book mark.**
- 6. Do not force your book into your schoolbag when it is full.**
- 7. Do not use your book as an umbrella for the sun or rain.**
- 8. Do not use your book as a seat.**

South Sudan

PRIMARY

4

# Social Studies

## Pupil's Book



This book is the property of the Ministry of General Education and Instruction.

**THIS BOOK IS NOT FOR SALE**

Funded by:



Published in 2018 by:  
Longhorn Publishers (K) Ltd.,  
Funzi Road, Industrial Area,  
P.O. Box 18033 – 00500,  
Nairobi, Kenya.

©2018, THE REPUBLIC OF SOUTH SUDAN, MINISTRY OF GENERAL  
EDUCATION AND INSTRUCTION.

All rights reserved. No part of this book may be reproduced by any means graphic, electronic, mechanical, photocopying, taping, storage and retrieval system without prior written permission of the Copyright Holder.

Pictures, illustrations and links to third party websites are provided in good faith, for information and education purposes only.

## Table of content

<b>UNIT 1: TECHNOLOGY .....</b>	<b>1</b>
Meaning of technology?.....	1
How technology has changed the way of life of the people of South Sudan .....	4
How technology has changed the eating habits... ..	5
How technology has changed the way of dressing.....	6
How technology has changed the ways of communication.....	8
How technology has changed the ways of transport .....	10
Other items brought by technology .....	12
The plough.....	12
The steam engine.....	13
The printing press.....	13
Life before and after technology... ..	15
Work to do .....	17
<b>UNIT 2: WEATHER AND CLIMATE .....</b>	<b>18</b>
Local weather patterns .....	18
Elements of weather.....	20
Measuring and recording weather.....	22
Importance of the study of weather.....	25
Effects of weather changes on our environment.....	26
Problems caused by bad weather... ..	27
How to overcome problems caused by bad weather .....	28
Meaning of climate .....	29
Climatic regions of South Sudan.....	30
Seasons of South Sudan.....	32
Meaning of climate change .....	36
Our role in contributing to good climate.....	38
Work to do .....	39

**Unit 3: INTERESTING INDUSTRIES .....40**

Economic activities ..... 40  
Economic activities in South Sudan..... 44  
Crop farming..... 44  
Forestry..... 46  
Fishing..... 49  
Industries ..... 51  
Map reading..... 55  
Work to do ..... 57

**UNIT 4: STORIES AND SYMBOLS.....58**

People of South Sudan ..... 58  
Stories of origin..... 60  
How stories of origin have changed our lives today..... 62  
Religious practices and Symbols ..... 63  
Laws that govern a community ..... 65  
Importance of laws in a society ..... 66  
Work to do ..... 67

**UNIT5:AVOIDING CONFLICTS.....68**

Types of conflict found in our communities ..... 68  
Causes of conflict in our society..... 69  
Effects of conflict in our society ..... 70  
Things that bring us together ..... 71  
How to avoid conflict ..... 73  
How pressure peer can help us solve problems..... 74  
The use of decision making skills in solving problems..... 75  
What is right and wrong ..... 77  
Drugs ..... 78  
Work to do..... 79

# UNIT 1

## New words

# Technology

<b>Technology:</b>	The science of applying knowledge for practical use.
<b>Practical:</b>	Actual doing or use of something.
<b>Application:</b>	An act of putting something to use.
<b>Technological:</b>	Relating to use of technology.
<b>Communication:</b>	Means of passing information.
<b>Habits:</b>	Something that you do regularly.
<b>Messenger:</b>	Someone who takes message from one person to another.
<b>Invent:</b>	To create something that has never been made before.

## Activity 1

## Meaning of Technology

Technology is the science of applying knowledge for practical use.

Examples of things brought by technology are:



Mobile phone



Car



Television



Radio



Printer



Computer



Photocopying machine




Digital camera



Piano

## Pair work

Which of the above items have you ever seen? Explain how they were being used.



A person making a call using a telephone



A person reading a newspaper



## Individual work

### Word search



Find the following words from the word search above:

Car

Telephone

Radio

Mobile phone

Printer

Watch

Computer

Camera

## Homework

1. Find out from your parents the technological items used in your home.

## Activity 2

## How technology has changed the way of life of the people of South Sudan

The way people lived in the past is not the same as we live today.

The following ways of life have changed because of technology:



Transport



Eating habits



Communication



Dressing


## 1. How technology has changed the eating habits



French fries



Irish potatoes



Fried chicken



Hen



Grilled fish



Fish



Drinking water  
using a glass



Drinking water  
using a calabash

## Pair work

Explain how the foods in the pictures on page 5 were prepared traditionally.

## Homework

Find out from your parents the technological items that have changed the eating habits.

## 2. How technology has changed the way of dressing

The way people dressed in the past is not the same way we dress today.



Medicine man



Doctor

## Pair work

Compare the way people dressed in your community in the past and the way we dress today.



Traditional dressing



Modern dressing

## Group work

Make two traditional clothes using things that are found around your school.

## Homework

Ask your parents the types of clothes that people used to wear in the past.

### 3. How technology have changed the ways of communication

Communication has been made easy because of technology.

Traditional ways of communication are:



Fire and smoke signal



Drum beats



Messenger



Horn blowing

#### Pair work

Using the pictures above, explain how people communicated in the past.

Modern ways of communication are:



Mobile phone



Radio



Newspaper



Microphone

### Group work

Compare how people communicated in the past and today.

### Individual work

Write a letter to your friend telling him or her that you will not write him or her a letter but you will communicate with him or her using a mobile phone.

### Homework

Find out from your parents or elders other ways of communication that were used in the past.

#### 4. How technology have changed the ways of transport



#### Individual work

Write the story about how modern ways of transport has made life easy in your community. The following words will help you: **Cars, aeroplanes, trains, tarmac road and water vehicle.**





Tarmac road



Murram road

### Group work

1. Use the materials around you to make the things used for transport in your school.
2. Place them at one corner of your class.

### Homework

Ask your parents or guardians the common means of transport in your community.

Recite the poem below.

*Technology, technology, technology,*

*You make our work easier,*

*You make our communication faster,*

*You make our travel quicker,*

*You make our health better,*

*You make our life brighter,*

*Technology, technology, you are such a wonder.*



Find the benefits of technology from the poem on page 11. Write them in your notebook.

### Activity 3

### Other Items brought by technology

Technology has brought the following items:

- (a) The plough
- (b) The steam engine
- (c) The printing press

#### (a) The Plough

The plough is used in preparing land for farming.

The first plough was invented by **John Deere** in 1837.

Look at the pictures below.



## Homework

Ask your parents or guardians other ways that were used to prepare land for farming in the past.

### (b) The Steam Engine

It is a heat engine that uses steam as its fluid.


It was invented by **Thomas Newcomen** in 1712.



### (c) Printing Press

It is a machine used to print books and newspapers.

It was invented by **Johannes Gutinburn** in 1440.



## Group work

Make the following items using things found around you.

- (a) A car
- (b) An aeroplane
- (c) A Mobile phone

Put them at the learning corner of your class.

## Individual work



A



B



C



D

1. Choose the best way of communication and transport from the pictures above.
2. Give reasons for your choice.

## Time for riddles



1. I was invented by James Watt. People use me to make copies of paper. Who am I?
2. I move in the air. People use me to travel to far away places. Who am I?
3. I use electricity. People use me to communicate. I can fit in a pocket. Who am I?

### Activity 4

### Life before and after technology



Traditional cooking



Modern cooking



Traditional house



Modern house



Traditional transport



Modern transport

### Pair work

Use the pictures above to compare life before and after technology.

### Group work

Discuss the problems faced by your communities in:

- (a) Transport
- (b) Communication

## Work to do

1. Which machines do you believe could be developed in future to help your community and why?
2. Compare how life was in the past and how life is today.
3. Explain the important benefits of technology to the people of your community.

## UNIT 2

# Weather and climate

### New words

<b>Pattern:</b>	A repeated arrangement.
<b>Elements:</b>	Weather conditions especially bad ones.
<b>Recording:</b>	A process of storing something to be heard or seen later.
<b>Effects:</b>	A result of something.
<b>Specific:</b>	Relating to one thing.
<b>Famine:</b>	A situation in which there is not enough food.
<b>Bare land:</b>	Land without grass.
<b>Describe:</b>	To say or write what something or someone is like.

## Weather

Weather is the daily condition of air in a place.

### Activity 1

### Local weather patterns

#### Nature walk

Look outside the classroom. Which weather condition can you see?




Sometimes it can be rainy, sunny, cloudy or windy. This is what we call **local weather patterns**.

**Pair work**

Look at the pictures below.



A



B



C



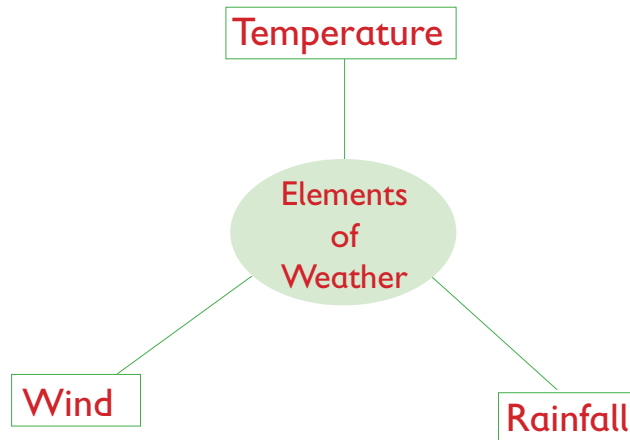
D

Write down the weather conditions in the pictures above.

## Activity 2

## Elements of weather

Things that tell us the weather of a place are called **elements of weather**. They are:



### 1. Temperature

Temperature is how hot or cold a place is.



We put on heavy clothes when its cold



We put on light clothes when its hot

## 2. Rainfall

Rain help us to know the weather of a place.

### Group work



1. What do you see from the pictures above?
2. Discuss what you always do when it is raining.

## 3. Wind

Wind is moving air. It helps us know the weather of a place.

## Pair work



Tell your friend what is happening in the pictures above.

## Activity 3

### Measuring and recording elements of weather



A weather station

Weather is measured and recorded in a **weather station**.

## Class project

1. Visit the nearest weather station.
2. Record what you have seen.
3. Present what you have recorded to your teacher.

### a) Temperature

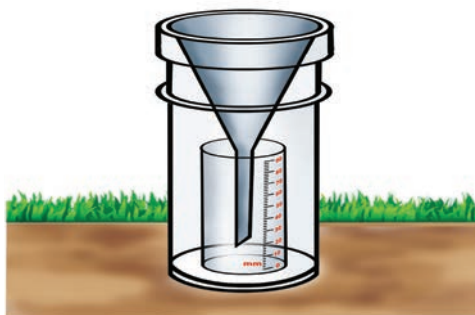
Temperature is measured using a **thermometer**. The readings are in degrees Celsius ( $^{\circ}\text{C}$ ).



A thermometer

### b. Rainfall

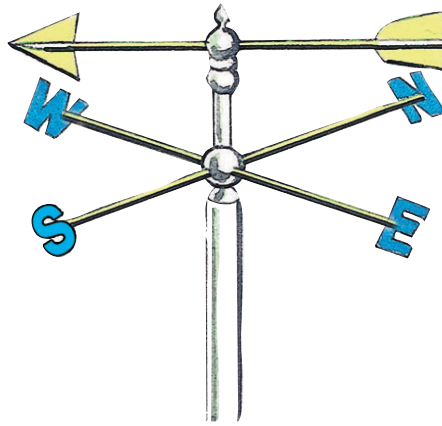
We measure rainfall using a **rain gauge**. Its measured in millimetres.



Rain gauge

### c. Wind

- i) We use a **wind vane** to tell the direction of wind. The pointer faces the direction wind is blowing from.



Wind vane

- ii) We use a **windsock** to tell the direction and strength of wind. Strong wind makes the windsock appear straight.



Wind sock

### Group work

Use materials found around you to make the following instruments:

- a) Wind vane
- b) Wind sock
- c) Rain gauge

## Class activity

Set up a simple weather station at school. Use the instruments you have made to measure elements of weather. Use what you have recorded to describe the weather patterns in your area.

### Activity 4

### Importance of the study of weather

The study of weather helps us plan our activities well.



### Pair work

Using the pictures above, why is it important to study weather?

## Group work

Share with your group members why it is important for us to study about weather.

## Individual work

Have you ever been rained on from school? Why do you think the study of weather is important?

## Activity 5

### Effects of weather changes on our environment

## Class activity



1. Identify what is happening in the pictures above.
2. Which changes are harmful? Explain how.



## Individual work

Explain the effects of good and bad weather in the environment.

### Activity 6

### Problems caused by bad weather



## Group work

Use the pictures above to answer the questions that follows.


- What problems of weather can you see?
- Discuss how weather has caused these problems.

## Individual work

Identify the problems you face at home because of bad weather.

### Activity 7

### How to overcome problems caused by bad weather



Tell your teacher what you can see.

## Pair work

Listen to the text that your teacher will read for you and answer the questions that follows.

1. Why is it important to plant trees?
2. Explain what we should do to prevent the problems caused by weather.

## Important

We should plant trees in our environment.



## Climate

### Activity 8

### Meaning of climate

**Climate** is the average weather conditions of a place over a long period of time and over large areas.

### Nature walk

Get outside the classroom.

What is the weather like today? How can you tell? What was the weather like yesterday?





## Group work

1. In which months of the year does your area receive a lot of rain? In which months does it receive a lot of sunshine?
2. Discuss in groups why your area experience the type of climate you have observed.

### Factors that make the climate appear differently



Relief features



Presence of water bodies



Type of cover crops



Cutting trees

## Pair work

1. Copy and draw in your exercise books the map of South Sudan showing climatic regions. Label it correctly.
2. Identify different activities taking place in the climatic regions you have shown on the map.

## Activity 10

## Seasons of South Sudan


The wet and the dry climate in South Sudan are called **seasons**. A season is a long period in which the weather pattern is the same.



## Individual work

What differences have you observed between wet climate and dry climate in your area?

- i) Similarities between wet season and dry season.



Sunshine is in both seasons



Rainfall is in both seasons



Wind blow in both seasons



Clouds are in both seasons

## ii) Differences between wet season and dry season

Wet season	Dry season
1. We receive a lot of rainfall.	1. We receive little rainfall.
2. There are short periods of sunshine.	2. There are long periods of sunshine.
3. The ground is wet and slippery.	3. The ground is dry and dusty.

## Activities we do during different seasons



### Individual work

Identify the activities in the pictures and the seasons that they are carried out.

### Pair work

Explain the activities that the people in your area carry out during wet and dry seasons.



**i) Activities during the wet season**



Cultivating our gardens



Spraying crops



Weeding our crops



Planting our crops

**ii) Activities during the dry season**



Harvesting crops



Drying crops



Storing seeds



Grazing animals

## Homework

Find out the ceremonies people in your area attend during dry season.

## Climate change

### Activity 11

### Meaning of climate change

Climate change refers to the **changes in patterns of weather**. The changes last for a long period of time.



The following human activities causes climate change:



Burning charcoal



Over grazing



Cutting trees



Water pollution

### Group work

Find out the things responsible for changes in patterns of weather in South Sudan.

## Effects of climate change



Bare land



Dead animals



Flooding



Famine

### Pair work

Discuss some of the activities in your area that can lead to climate change.

### Activity 12

### Our role in contributing to good climate



### Pair work

How do such activities contribute to good climate?

### Group work

Identify other sources of energy that can contribute to good climate.

### Important

The government should invest on other sources of energy such as gas, solar and electricity to stop the public from using firewood.

### Work to do

1. Explain why the study of weather is important in our country.
2. Explain why we have different types of weather.
3. Match the weather instrument with the element it measures.

<b>Instrument</b>	<b>Element</b>
i) Wind vane	a) Rainfall
ii) Wind sock	b) Temperature
iii) Rain gauge	c) Wind strength
iv) Thermometer	d) Direction of wind

## UNIT 3

# Interesting industry


### New words

- Forestry:** A science of planting and taking care of large areas of trees.
- Small scale:** Small areas.
- Large scale:** Large areas.
- Nutrients:** Anything that plants or animals need in order to grow.
- Cultivating:** To prepare land and grow crops on it.
- Lumberman:** A person who cut down trees.
- Sawmill:** A factory where trees are cut into pieces with machines.
- Value:** How useful or important something is.

### Activity 1

### Economic activities

Things that we do to give us money are called **economic activities**.







### Pair work

Discuss what is happening in the pictures that you have seen.

### Story time

Listen to the story that your teacher will read to you then answer the questions that follow:

What is the difference between the economic activities done by the parents of Aketch and that of Mr. Deng?





## Pair work

1. Identify the economic activities shown in the pictures above.
2. Tell your friend the economic activity that you like and why you like it.

Some of the economic activities include:



Farming



Hunting



Fishing



Trading



## Group work

Discuss in groups the economic activities carried out in your community.

## Pair work



1. Find the following economic activities from the word search above:

Herding   Forestry   Gathering   Farming   Trading  
Basketry   Mining   Hunting   Fishing

2. Suggest other economic activities that you know.

## Activity 2

## Economic activities in South Sudan

South Sudan has many economic activities depending on the climate and the weather.




Identify the economic activities above.

### Crop farming

This is the growing of crops on small scale and large scale.

#### Pair work



From the pictures on page 44 explain the good things that we get from each of the crops that you have seen.

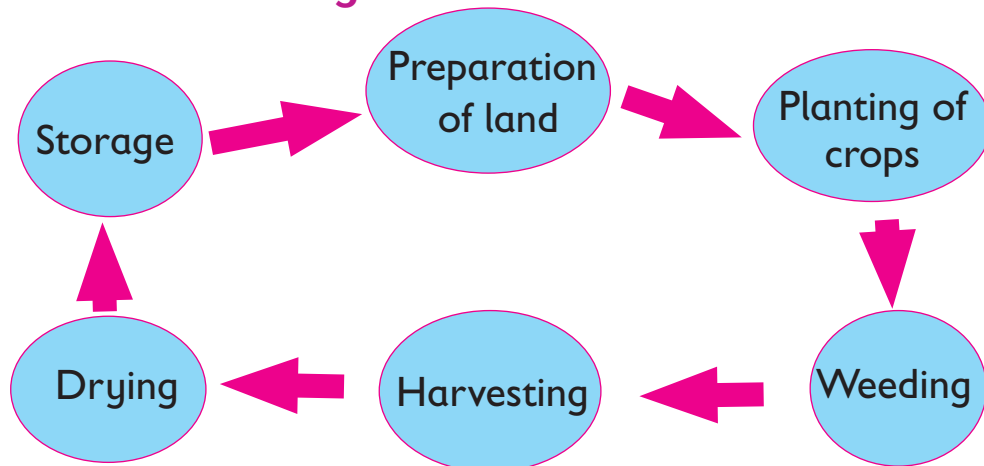


### Group work

Discuss the nutrients we get from the fruits and the vegetables above.

### Crop farming process

#### Problems faced by farmers





Bad road



Pests



Drought



Floods


### Group work

Explain how the above problems affect farmers.

### Forestry

A **forest** is a large area with trees.

Forestry is the activity of cultivating and managing the forest.



## How to process wood

**Sing the song below.**


*Up in the forest, stand big tall trees,  
Lumberman, Lumberman, cut down the tall trees,  
Timber is rolling, Timber is rolling,  
Take it to the sawmill,  
Saw mill, sawmill,  
Take it to the carpenter,  
Carpenter, Carpenter,  
Make a chair for me,  
And I sit on it and I think about,  
The big and tall trees.*



### Pair work

Use the song above to write a story about how a tree becomes a chair. The following words will help you:

- Cutting
- Sawmill
- Carpenter
- Timber
- Forest
- Hammer
- Nails



## Problems facing forestry



### Individual work

Explain how the activities above are a problem to forestry.

### Important

We should plant more trees.



## Fishing

This is the activity of catching fish.

Fishermen in South Sudan catch fish along the White Nile, lakes, streams and waterfalls.



## Importance of fishing

1. It brings people together.
2. It brings money from other countries.
3. It is a source of food.
4. It also create jobs for the jobless people.



## Problems facing fishing



Water pollution  
kills fish



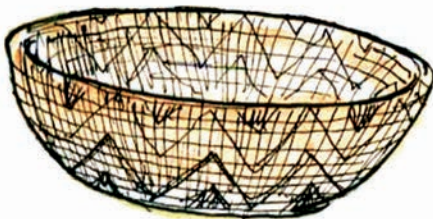
Bad roads make fish  
go bad before they  
reach the market

### Group work

Explain some of the problems facing fishing industry in your community.

### Homework

1. Ask you parents some of the economic activities that they know. Write them down.
2. Which economic activity produces the items below?





## Economic activities that add value to South Sudan

Let Adhol, Adek and Kur tell us the economic activities that make our country important.



Adek

The crops  
give us food and money.

River Nile brings Tourists.



Kur



Adhol

The beauty of animals and  
the fresh air attracts tourists.

### Activity 3

### Industries

An industry is a place where raw materials like cotton are made into finished products like clothes.




### ***Class project***

With the help of your teacher, visit a local industry.

1. Find out the reasons why it was started there.
2. Find out about the problems facing the industry.
3. Write down what you have been told.
4. Take your book to your teacher.

## Pair work





Match the items with what is used to make them.

### Types of industries

Traditional industries make traditional goods using readily available things.

Modern industries make modern items using raw materials.



Explain how you can make a toy vehicle using the pictures above. The following words will help you.

- Sandles
- Cutting
- Wheels
- Sticks
- Thread
- Toy vehicle



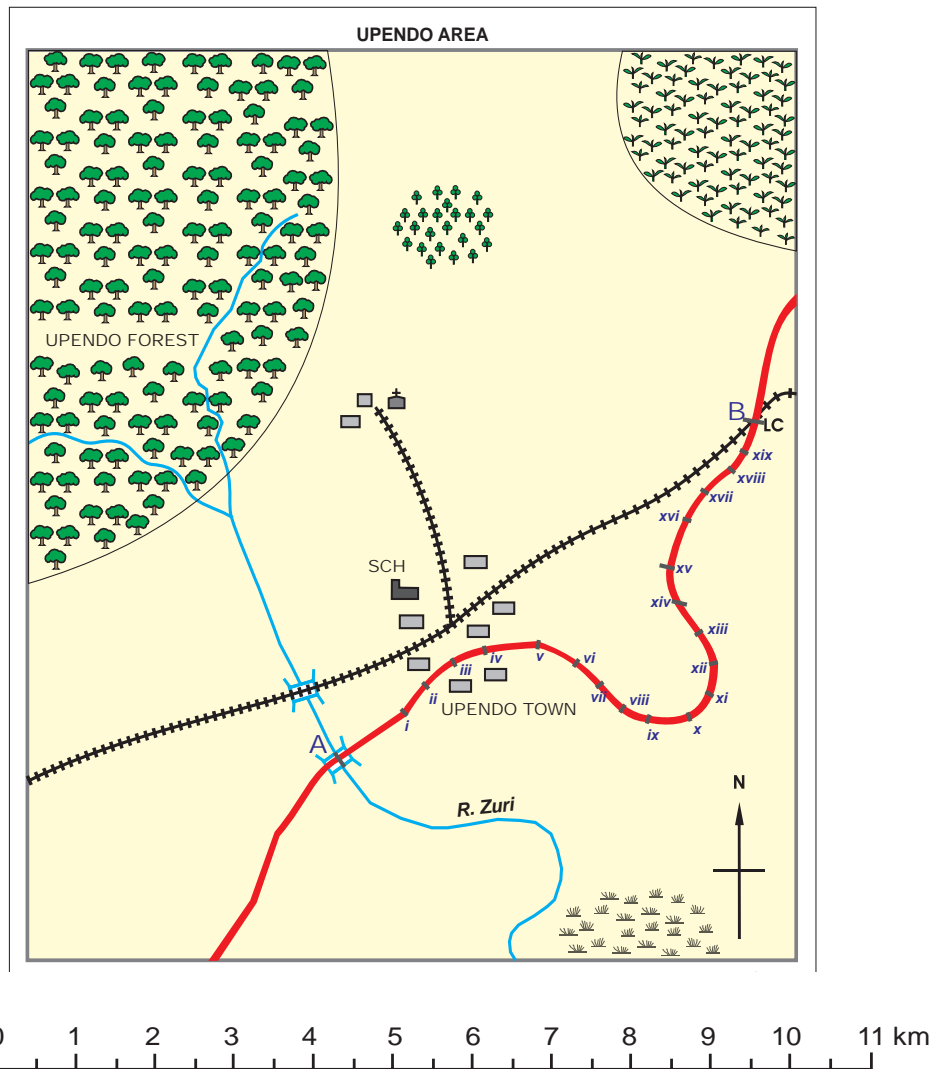
## Homework

Explain how technology has changed the way of life of people in your area.












### Activity 4

### Map reading

A **map** is a drawing showing an area of land or sea.



This is a **scale**. It is used to measure distance on a map.

	ROAD		TEA PLANTATION
	RAILWAY		COFFEE PLANTATION
	BUILDINGS		BRIDGE
LC	LEVEL CROSSING		CHURCH
	FOREST		SCHOOL
	PAPYRUS SWAMP		RIVER


These are **symbols**. They stand for different items on a map.

## Group work

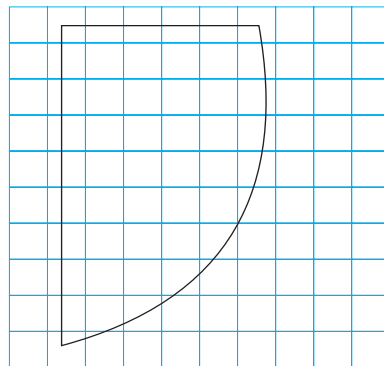
From the map on page 55:

1. Name any physical features that you can see.
2. Identify the economic activities that you can see.

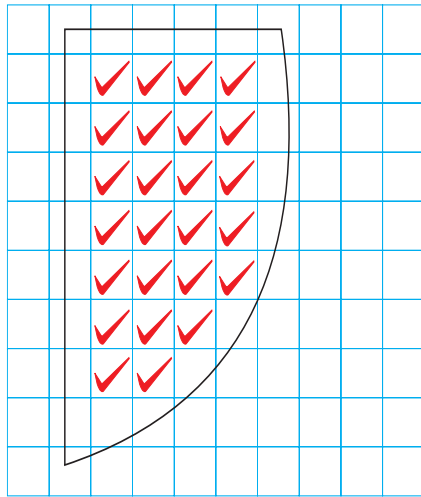
## How to calculate area of on a map using the grid method



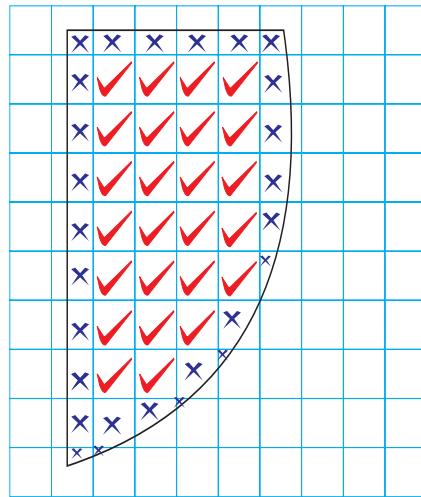
Trace the region  
on a tracing  
paper.



Draw squares of one  
centimetre  
each



Count all the full squares



Count the incomplete squares then divide by two.

Add to the complete squares

Full squares = 25

Incomplete squares = 27

$$\begin{aligned} \text{Area} &= \frac{\text{Incomplete squares}}{2} + \text{Complete squares} \\ &= \frac{27}{2} + 25 \\ &= 13.5 + 25 \end{aligned}$$

Area = 39 squares

### Work to do

1. Describe any traditional industry that you know .
2. Investigate how industries in South Sudan affect the way you live.

## UNIT 4

# Stories and symbols

### New words

- Community:** A group of people living in the same state.
- Society:** A place where people live in an organised way.
- Laws:** A system of rules.
- Moral laws:** Rules that guide on how to behave.
- Symbols:** Images used to represent something.
- Beliefs:** A feeling of being sure that something exist or is true.
- Origin:** Beginning of something.
- Govern:** To control.

### Activity 1

### People of South Sudan




The people of South Sudan came from different places to settle in their current places.



1. Plain Nilotes came from Ethiopian Highlands.
2. The River-Lake Nilotes came from Northern Sudan from the Kush kingdom.
3. The Bantu group came from West Africa.
4. The Sudanic group came from West Africa .

Ayen, Ajak, Okot, Kiden, Omot and Akello will tell us the communities in South Sudan.





### **Group work**

Identify the Plain Nilotes from the names that you have read.


### **Individual work**

Write a letter to your friend in another school from a different community asking him or her to tell you about the people living in their community.

### **Activity 2**

### **Stories of origin**

These are stories with beliefs on where people came from.



## Story time



Listen to the story that your teacher will read to you and then answer the questions that follows.

### Pair work

1. Where did Garang and Abuk come from?
2. How is the story important?

### Group work

Discuss the creation story in the Bible if you are a Christian or the Koran if you are a Muslim.




### Activity 3

### How stories of origin have changed our lives today



Some people believe they came from the moon.

Others believe they were created by a superior being, while others believe that they came from the mountains or hills.



### Homework

Ask your parents about the people in other parts of your state and their stories of origin.

## Activity 4

## Religious practices and symbols

Religious practices are the activities we engage in to stay in line with our various gods.

### Religious practices

Some religious practices are:

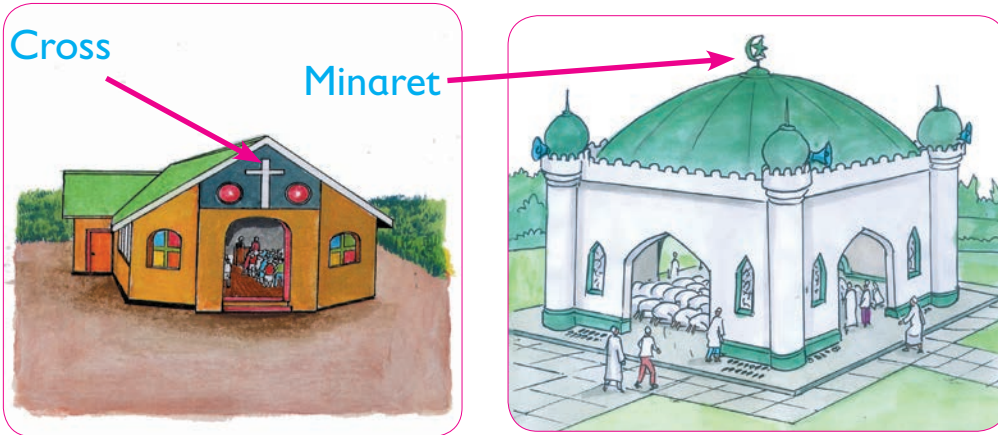


### Individual work

Identify and write down religious practices in each of the above picture.

## Religious symbols

Symbols are images used to represent something.



### Time to draw

1. Draw any religious symbol that you know.
2. What does it represent?

### Group work

Are the religious practices in your communities the same or different? Discuss.

**One of the religious symbol we have is:**



Cross

## Pair work

Write down the meaning of religious symbols in your religion?

## Time to draw

1. Draw the flag of your country.
2. Explain what each colour of your flag represent.

## Homework

Ask your parents or guardians some of the religious symbols that you have in your religion and write them down with their meaning.

## Activity 5

## Laws that govern a community

Laws are used to direct someone on what to do and what not to do. Each community has laws that govern them.



## Pair work

Explain some of the things that can make people to be arrested.

## Individual work



1. Explain what is happening in picture A and B.
2. What could be the possible causes of the accident?

## Group work

1. Tell your group members why class rules are important.
2. Write down what you have discussed.

## Activity 6

## Importance of laws in society

Laws guide us on how to behave.





## Group work

Explain what is happening in the pictures on page 66.

## Debate

Hold a debate on the topic “School rules are important”

## Work to do

1. Explain why stories of people origin are important.
2. Investigate the religious practices in your religion.
3. Compare the laws in your community to that of other states.

## UNIT 5

# Avoiding conflicts

### New words

- Symbols:** Images used to represent something.
- Conflict:** Disagreements between two or more people.
- Peer pressure:** An act of doing something because your friends are doing the same thing.
- Originate:** Coming from.
- Factors:** A situation that leads to somethings.
- Argument:** A disagreement.
- Ideas:** A suggestion or plan for doing something.

### Activity 1

### Types of conflict found in our communities

A conflict is a serious argument between two or more people that leads to a fight.



## Group work

1. Discuss what is happening in the picture on page 68 and their causes.
2. How can you solve the problems that you have discussed above?

## Pair work

Tell each other the arguments that you have ever had and their causes.

## Activity 2

### Causes of conflict in our society

P	O	V	E	R	T	Y	I	M	A
H	U	G	T	I	N	G	F	S	B
T	P	R	I	D	E	T	A	T	F
S	T	E	A	L	I	N	G	V	Z
C	B	E	P	S	P	A	M	U	T
O	C	D	H	H	B	B	I	T	R
R	F	E	M	I	N	I	N	G	E
R	E	L	I	G	I	O	N	N	P
U	B	R	P	G	R	A	M	I	I
P	G	Y	H	M	W	N	O	D	N
T	E	T	W	W	A	M	A	R	G
I	O	R	E	S	R	B	Y	E	R
O	S	P	U	T	R	O	R	H	T
N	W	W	A	M	A	R	G	E	R

### Individual work

Find the following causes of conflict from the word search on page 69.

Greed, poverty, stealing, pride, corruption and religion.

### Group work

Use a dictionary to find the meaning of the words you found.

### Activity 3

### Effects of conflict in our society

**Recite the poem below.**

*Conflict, ooh conflict,  
We should avoid conflict,  
it may lead to a fight,  
It may lead to hatred,  
Items may be destroyed,  
People may also die,  
We should always live in peace,  
And love each other.*



### Pair work

Identify the effect of conflict from the poem above.

### Homework

Find out from your parents other effects of conflict in your society.

## Activity 4

## Things that bring us together

The following factors bring us together:



Games and sports



Presidency



Education



National flag

## National Anthem

*Oh God!*

*We praise and glorify you*

*For your grace on South Sudan*

*Land of great abundance*

*Uphold us united in peace and harmony*

*Oh motherland!*

*We rise raising flag with the guiding star*



*And sing songs of freedom with joy  
For justice, liberty and prosperity  
Shall forevermore reign  
Oh great patriots!*

*Let us stand up in silence and respect  
Saluting our martyrs whose blood  
Cemented our national foundation  
We vow to protect our nation  
Oh God, bless South Sudan!*



Sing the National Anthem.

### **Group work**

Explain how games and sports bring people together.

### **Ways of solving problems in communities**

1. Discuss the cause of the problem.
2. Get help from another person.



3. Listen to each other and come with ideas that will help solve the problem.



### *Role play*

Using role play, dramatise how you can solve a problem in school.

### *Activity 5*

### *How to avoid conflict*

1. Stop a fight.
2. Discuss your problems.
3. Give a person a chance to speak.
4. Answer other people with respect.



## Activity 6

## How peer pressure can help us solve problems

Peer pressure is an act of doing something because your friends are doing the same thing. It can be positive or negative.



## Group work

Discuss how you can avoid negative peer pressure.



Negative peer pressure



## Activity 7

## The use of decision making skills in solving problems

**Decision** making is the ability to make choices.

A **skill** is the ability to do something well.

Therefore, **decision making skill** is the ability to come up with the right choices.



### Individual work

Have you ever made a choice in your life? Was it good or bad? Share with your teacher what it was about.

### Positive effects of solving problems

Listen to what Lokonyen, kaka and Kiden are saying about the good effects of solving problems.



**Kaka**

Help us trust each other.



**Kiden**

Makes our surrounding friendly.



**Lokonyen**


Helps us work together.

### **Group work**

Talk about some of the common problems that the young people face.

**Activity 8****What is right and wrong?**

Right things are good things.  
Wrong things are bad things.



Good



Bad

**Pair work**

Complete the following table by writing right or wrong. One has been done for you.

Activity	Right or wrong
Taking someone's property without permission.	
Going to Church or Mosque.	
Gossiping.	Wrong
Not greeting the elders.	
Helping your parents at home.	
Working hard in class.	
Making noise in class.	
Drug abuse.	
Negative peer pressure.	
Sex before marriage.	

## Group work

Come up with five right and five wrong things in your community. Exchange with your deskmate.

## Activity 9

## Drugs

A **drug** is any thing which when taken into the body affects how the body works.



A



B



C




D

## Pair work

1. Identify the correct drug from the pictures above.
2. Identify the ones that are good. Explain why.
3. Which ones are bad? Explain why.

## Drug abuse

Drug abuse is the use of drugs wrongly.



### Important

Say no to negative peer pressure.

### Work to do

1. Jada on his way to school found two boys fighting. Using what you have learnt, explain how he should have stopped the fight.
2. Describe how you can resist negative peer pressure.



South Sudan

# Primary Social Studies 4

Primary Social Studies has been written and developed by Ministry of General Education and Instruction, Government of South Sudan in conjunction with Subjects Experts. This course book provides a fun and practical approach to the subject of Social Studies, and at the same time imparting life long skills to the pupils.

The book comprehensively covers the Primary 4 syllabus as developed by **Ministry of General Education and Instruction**.

**Each year comprises of a Pupil's Book and Teacher's Guide.**

**The Pupil's Books provide:**

- Full coverage of the national syllabus.
- A strong grounding in the basics of Social Studies.
- Clear presentation and explanation of learning points.
- A wide variety of practice exercises, often showing how Social Studies can be applied to real-life situations.
- It provides opportunities for collaboration through group work activities.
- Stimulating illustrations.



**All the courses in this primary series were developed by the Ministry of General Education and Instruction, Republic of South Sudan. The books have been designed to meet the primary school syllabus, and at the same time equipping the pupils with skills to fit in the modern day global society.**

**This Book is the Property of the Ministry of General Education and Instruction.**

**This Book is not for sale.**

**Any book found on sale, either in print or electronic form, will be confiscated and the seller prosecuted.**

**Funded by:**



**Published by:**

