



South Sudan



Primary CRE

Pupil's Book

3



This Book is the Property of the
Ministry of General Education
and Instruction.

This Book is not for sale.

Funded by:



How to take care of your books.

Do's

1. Please cover with plastic or paper. (old newspaper or magazines)
2. Please make sure you have clean hands before you use your book.
3. Always use a book marker do not fold the pages.
4. If the book is damaged please repair it as quickly as possible.
5. Be careful who you lend your schoolbook to.
6. Please keep the book in a dry place.
7. When you lose your book please report it immediately to your teacher.

Don'ts

1. Do not write on the book cover or inside pages.
2. Do not cut pictures out of the book.
3. Do not tear pages out of the book.
4. Do not leave the book open and face down.
5. Do not use pens, pencils or something thick as a book mark.
6. Do not force your book into your schoolbag when it is full.
7. Do not use your book as an umbrella for the sun or rain.
8. Do not use your book as a seat.

South Sudan

PRIMARY

3

Christian Religious Education

Pupil's Book 3



This book is the property of the Ministry of
General Education and Instruction

THIS BOOK IS NOT FOR SALE



Funded by:

**GLOBAL
PARTNERSHIP
for EDUCATION**

quality education for all children

Published in 2018 by:
Longhorn Publishers (K) Ltd.
Funzi Road, Industrial Area,
P.O. Box 18033 – 00500,
Nairobi, Kenya.,

© 2018, THE REPUBLIC OF SOUTH SUDAN, MINISTRY OF GENERAL
EDUCATION AND INSTRUCTION.

All rights reserved. No part of this book may be reproduced by any means graphic, electronic, mechanical, photocopying, taping, storage and retrieval system without prior written permission of the Copyright Holder.

Pictures, illustrations and links to third party websites are provided in good faith, for information and education purposes only.

Contents

Unit 1: Jesus and the Elders of Faith in the Temple ... 1

Jesus in the temple with the elders.....	4
Roles of elders.....	7
Activities of Jesus.....	8
Why Jesus was rejected by the elders.....	12
<i>Glossary</i>	15

Unit 2: Places of Worship 16

Meaning of worship	16
Places of worship.....	20
Importance of places of worship.....	24
Importance of worship.....	26
<i>Glossary</i>	27

Unit 3: Holy Places 28

Meaning of Holy Places	28
Importance of Holy Places	31
<i>Glossary</i>	34

Unit 4: The Sacraments..... 35

Meaning of sacraments.....	35
Importance of sacraments.....	37
Importance of sacraments to Christians	41
<i>Glossary</i>	41

Unit 5: Traditional Rites.....	42
Definition of traditional rites	42
Traditional rites practiced in our community	44
Importance of traditional rites in our society	46
<i>Glossary</i>	50

Unit 1

Jesus and the Elders of Faith in the Temple

Key Words

Temple, elders, Jesus, everlasting, perish

Activity 1

1. Look at the pictures below.



2. Tell your friend what you can see.

3. Write what you have talked about.

Pair work

1. In pairs, tell each other how Jesus is called in your community.
2. Tell your teacher what your friend has told you.

Group work


1. Listen to a story from your teacher.
2. Tell your friend what you know about Jesus.
3. Present in class what you have discussed.

Recite the verse below with your deskmate in turns.

For God so loved the world that He gave His only begotten Son, that whoever believes in him should not perish, but have everlasting life.

Learning point

Jesus was born in Bethlehem. Joseph and Mary are his parents. At the age of twelve years, Jesus was found in the temple. Jesus was baptised at the age of thirty years. He preached the word of God but later on was betrayed.



Activity 2

1. Look at the picture above.
2. With your friends, discuss why Jesus was crucified.
3. Tell your teacher what you have discussed.

Fun point

Sing this song.

Baby Jesus x2

I love you x2


You are my saviour x2

Everyday.

Jesus in the temple with the elders

Activity 3

Look at the following pictures.



1. With your friend, discuss what is happening in the above pictures.
2. Tell your teacher what you have discussed.

Role play: Activity of Jesus

Role play an activity about Jesus discussing with elders in the temple.

Time to read the Bible

Listen as your teacher reads a story for you.

Luke 2:41-51

Group work

1. What is a festival?
2. Have you attended a festival?
3. Tell your friend what happened in that festival.
4. Tell your teacher how you returned home after the festival.

My son, why have you done this to us? Your father and I have been looking for you?



Why did you have to look for me? Didn't you know I had to be in my Father's house?



Learning point

Jesus and his parents went to Jerusalem to attend the passover festival. After the festival, Jesus remained in the temple.

They started looking for him among his relatives and friends.

Mary and Joseph returned to Jerusalem. They found Jesus in the temple. He was with the elders in the temple listening and asking questions.

Roles of elders

Activity 4

Look at the following pictures.



1. Who are elders?
2. What are the roles of elders in the temple?
3. Write the roles of elders in the temple.

Pair work

1. With your friend, talk about the elders that you know.
2. What are their roles in society?
3. Tell your teacher what you have talked about.

Group work

1. Discuss the work of elders in the temple.
2. Compare their roles with those of elders in the community.

Learning point

Elders are people who are older than us.

The elders taught the word of God in the temple.

They prayed for the sick and solved problems among people.

Activities of Jesus

Activity 5

Look at the following pictures.



1. Write the things you have seen.
2. Show your teacher what you have written.

Pair work

1. With the help of your teacher, read Luke 4:38 – 41.

Jesus heals many people

Jesus healed Simon's mother-in-law. She was very sick. He healed other people who had different diseases. Demons came out of many people.

2. Tell your deskmate the work of Jesus.
3. Tell your teacher what you have discussed.

Activity 6: Role play

1. In groups of four, role play the activities of Jesus.
2. Present in class your role play.
3. What do we learn from activities of Jesus in our lives?

Learning point


Jesus raised the dead

Jesus raised Lazarus from death. He had stayed in the tomb for four days. He also raised Jairus' daughter.




Jesus preached to people

Jesus preached to a large crowd of people. He preached in the synagogue. He preached good news about the kingdom of God.



Jesus casted out demons

Jesus went to Capernaum a town in Galilee. He healed a man who had many demons. The demons threw the man down and came out of him without any harm.



Jesus fed the hungry

Jesus fed a crowd of 5000 using five loaves and two fish. People ate and twelve baskets were collected. The disciples took twelve baskets that were left.



Activity 7

1. Why did the disciples collect the twelve baskets that were left over?
2. What lesson do we learn from this story?
3. Tell your teacher.

Fun point


Recite this poem.

Jesus, Jesus,
You heal the sick,
You raise the dead,
You cast out demons,
You feed the hungry,
You cure the blind,
You are our saviour.

Why Jesus was rejected by the elders

Look at the following pictures.

The spirit of the Lord is upon me.
He has chosen me to bring good
news to the poor.



The temple is a house of prayer.
You have turned it into hideout of
thieves.



Activity 8

1. With your friend, talk about the above pictures.
2. Share what you have discussed with other groups in class.

Time to read the Bible

In class read with your teacher

Luke 19: 45–48

Jesus threw out people from the temple.
They were selling things in the temple.
Jesus said the temple is a house of prayer.

Learning point

Jesus chased out people who were selling things in the temple. He healed people on the sabbath day. By performing miracles, he became popular among the people.



Group work

1. With a friend, discuss why Jesus chased out people from the temple.
2. Why was Jesus rejected by people?
3. Compare your answers with other members in class.

Glossary

Jesus - He is the Son of God.

Elders - They are the older people in our society.

Temple - A place where people go to worship God.

Everlasting - Without end.

Perish - To die

Unit 2

Places of Worship

Key Words

Worship, church, ceremony

Meaning of worship

Activity 1

Look at the pictures below.



1. Talk about what you can see.
2. In groups of four, discuss why people worship God.
3. Write what you have discussed.
4. Present what you have discussed in class.

Time to draw

1. Draw people worshipping in the church.
2. Compare what you have drawn with your friend.
3. Colour what you have drawn.

Recite this verse.

David and all the Israelites were dancing and singing with all their might to honour the Lord.

Pair work

1. Tell your friend how you worship God in your church.
2. Why do you worship God?

Group work

1. Talk about ways of worshipping God.
2. Discuss places of worshipping God you know.
3. Discuss reasons why we worship God.

Fun point

Sing the following song.

Praise Him, praise Him,
Praise Him in the morning,
Praise Him in the noon time,
Praise Him, praise Him,
Praise Him when the sun goes down.

Learning point

Worshiping is a way of showing respect and love to God.



Activity 2

Fun point

Sing this song.

I love you Jesus,
You are my saviour,
I love you Jesus,
You are my saviour,
I love you God,
You are my Father,
I love you God,
You are my Father.



When we worship God, we tell Him many things.

We thank Him for the wonderful things He has done for us.

He has given us life, good health, loving parents, teachers and friends.

We also ask God to give us more blessings.

People worship God through praying, singing, dancing and reading the Bible.



Homework

While at home ask your parents or guardians:

1. Where they go to worship.
2. Why they worship God.
3. Share your findings with the class.

Places of worship

Activity 3: Individual work

Look at the pictures below.

1



2



3



4



1. Write what you can see in the pictures on page 20.
2. Point out the place where Christians go to worship.
3. What is similar in the four pictures.
4. Tell your teacher.

Pair work

Write whether the following sentences are TRUE or FALSE.

1. We go to church to worship God. _____
2. Telling lies is a way of worship. _____
3. Muslims go to worship in a temple. _____
4. People go to play in places of worship. _____
5. Praying is a way of worship. _____
6. Singing is a way of worshipping God. _____

Group work

1. Write three ways of worshipping God.
2. Present in class the ways of worshipping.

Activity 4: Role play

Role play how you worship God in your church.

Fun point

Sing the song below.

Whisper a prayer in the morning,
Whisper a prayer in the noon time,
Whisper a prayer in the evening, to keep
your heart warm.

Learning point

A place of worship is a special place where people go to pray to God. Places of worship are holy.



Church



Mosque



Temple



Shrine

Places of worship are respected.

People worship God in places like; churches, caves, facing the mountains and under trees.


Importance of places of worship


Nature walk

1. Visit a nearby church or any place of worship.
2. Ask the priest or pastor to tell you the importance of places of worship.
3. Write the importances in your exercise books.
4. What is the difference between the old places of worship and today's places of worship.

Activity 5

Look at the pictures below.





Individual work

1. Write what you see in the pictures above.
2. With a friend, mention places of worship you know.

Group work

1. Talk about the importance of a church.
2. With a friend, discuss why people go to church to worship God.

Learning point

People go to church everyday to pray, listen to the word of God and to sing for the Lord. The church brings people together.

It helps us meet God. It helps us to ask God for forgiveness.

Importance of worship

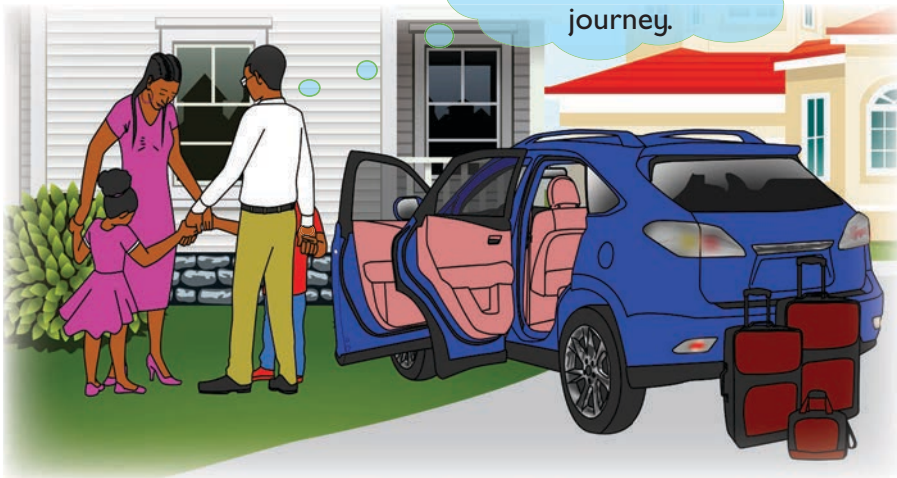
People worship to thank God. During our prayers, we thank God for all He has done for us.

Thank you God for giving me a good day.



We ask for provision of our needs when we worship God.
We praise God through worship.

God we ask for your protection during the journey.



Fun point

Recite the Lord's prayer.

Our father who art in heaven, holy be your name,
Your kingdom come, your will be done on earth
as it is in heaven,

Give us this day our daily bread,

Forgive us our sins as we forgive those who sin
against us,

Do not lead us into temptations, but deliver us
from evil,

For the kingdom is yours now and forever Amen.

Glossary

Worship - Is a way of showing great respect and feeling to God.

Church - Is a place of worship where Christians go to pray to God.

Ceremony - It is a celebration about an event.

Unit 3

Holy Places

Key Words

Holy places, worship


Meaning of Holy Places

Holy places are areas of special religious meaning.

Activity 1

With your friend, look at the following pictures.

1



2



3



4



1. Write what you can see.
2. Write what happens at the places shown in the pictures above.
3. What is the difference between pictures 2 and 3?

Pair work

1. Have you ever visited a holy place? Tell your friend.
2. Talk about the meaning of a holy place.
3. Tell your friend what happens in the holy place you visited.

Homework

Ask your parent or guardian where people used to worship in the past.

- i) Where they used to go for prayers.
- ii) What they did at the places they mentioned.
- ii) Why those places were respected.

Learning points

A holy place is a place of special religious meaning.

Christians have holy places all over the world.

Christians visit these places regularly.

These places are:

- a) Jerusalem City.
- b) The Town of Samaria found in Israel.
- c) The City of Rome found in Italy.
- d) Namugongo found in Uganda.
- e) Lourders in France.

Importance of holy places

Jerusalem

It is the holiest place for Catholic Christians.

This is where Jesus was crucified and buried.



Namugongo shrine

This is where the Ugandan martyrs were burnt.

Christians visit this place on 3rd June every year.

They go there to remember the Ugandan martyrs.



Rome

This is where the Catholic pope lives. It has temples, churches, synagogues and shrines.



Lourders

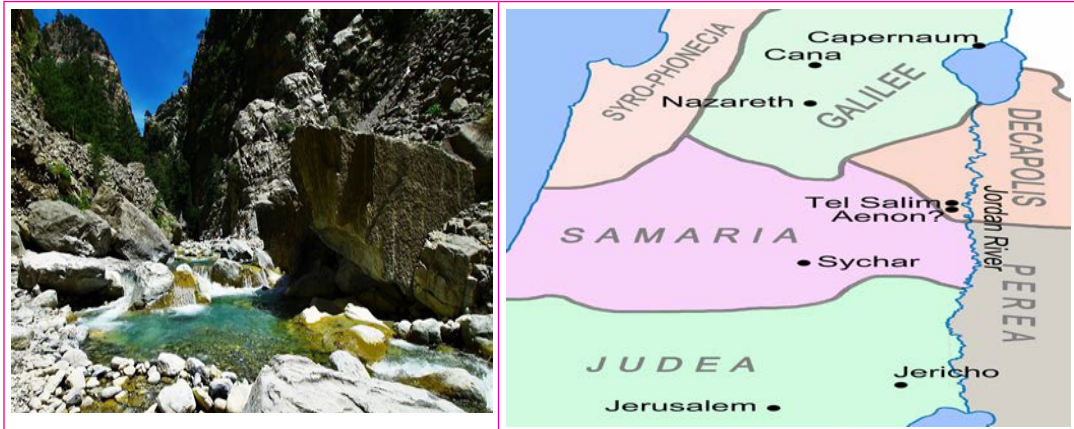
It has waters of healing power. Bernadette Soubirous had vision of the virgin Mary here.



Samaria

Jesus healed the ten lepers with untreated skin disease at Samaria.

This is where Jesus met the Samaritan woman at the well of Jacob.



Activity 2

1. With the help of your teacher, point out the holy places from the map.
2. Tell your friend why these places are considered to be holy.
3. You can use a world map to find other holy places.

Group work

1. In groups, write the names of other holy places.
2. Why these places are referred to as holy.

Learning point

Rome is a holy place where the catholic pope lives.

Namugongo is a holy place where people who were preaching the word of God were killed in Uganda.

These holy places are important because they bring Christians together.

They make Christians remember the lives of Christians who died because of their faith in God.

Glossary

Holy places - Areas of special religious meaning.

Worshipping - Is a way of showing great respect and feelings to God.

Unit 4

The Sacraments

Key Words

Sacrament, baptism, holy communion

Meaning of sacraments

Activity 1

With your friend, look at the following pictures.



1. Write what is happening in the pictures above.
2. With a friend, discuss what you have observed in the pictures above.

Pair work

1. Have you ever attended a wedding ceremony?
2. Share the events that happen in a wedding ceremony with your friend.
3. Present in class what you have discussed.

Group work

Look for the following words in the word search below.

BAPTISM

MARRIAGE

CONFIRMATION

HOLY ORDERS

The first one has been done for you.

B	A	P	T	I	S	M	A	T	E	C	I	Y
E	S	H	I	R	S	A	R	X	B	B	J	O
C	H	O	L	Y	O	R	D	E	R	S	Z	T
F	C	O	N	F	I	R	M	A	T	I	O	N
G	R	Y	W	E	F	I	S	C	H	O	U	G
V	F	E	U	C	H	A	R	I	S	T	G	H
C	H	V	O	E	V	G	J	K	I	D	C	M
A	Y	B	S	T	N	E	J	H	F	U	Z	X

Fun point

Role play a wedding ceremony.

Learning point

A **sacrament** is a rite recognised by Christians to have a certain meaning.

A sacrament is something we can see.

There are many types of sacraments.

They include:

- i) Baptism
- ii) Confirmation
- iii) Marriage or wedding
- iv) Holy communion
- v) Confession

Importance of sacraments

Activity 2

Look at the following pictures.



1. Write what you can see in the pictures above.
2. Compare what you have with your friends.
3. Show your teacher what you have.

Group work

1. Write the sacraments you know.
2. With a friend, discuss the importance of sacraments.

Homework

1. Draw a picture of a person being baptised.
2. With a friend, discuss why people are baptised.
3. Tell your friend how baptism is practised in your church.

Learning point

1. Baptism

Is a religious rite of sprinkling water on a person's forehead or of immersing them in water.

It is a Christian sacrament in which one is anointed with water.

Baptism symbolises purification.

Baptism qualifies one to be a Christian.

Baptism brings forgiveness of sin.

2. Confirmation

It completes the Christian initiation began by baptism.

Confirmation makes us spiritual adults. It strengthens our faith.

3. Eucharist

The Eucharist represents the body and blood of Jesus. It gives us spiritual food. It is a symbol of the last supper. It is important throughout the Christian's journey of faith. In **Luke 22:14-20**, we read how Jesus Christ introduced the sacrament of Eucharist.



4. Confession

Confession or penance helps us to have our sins forgiven. John 20:21-23 tells us that Jesus gave the disciples the power to forgive sins.



5. Anointing of the sick

It is a form of religious anointing for the benefit of the sick.

This sacrament brings forgiveness of sins, spiritual strength and healing. It was introduced by Jesus Christ.

He sent his disciples to rub oil on the sick people so as to get healed.



6. Holy Orders

The ordained minister on behalf of Christ.

In **Mark 16:15**, Jesus sent his disciples to go and preach the gospel to the people.

7. Marriage

It is an agreement between a man and woman.

They agree to live as husband and wife in their whole life.



Importance of sacraments to Christians

Marriage sacrament unites a man and woman to stay together.

Anointing of the sick helps Christians to receive the grace of healing.

Confession helps a person to be forgiven of his or her sins by God.

Confirmation makes one to become a full Christian.

Fun point

Recite the verse below.

For God so loved the world that he gave us his only son, that whosoever believes in Him shall not die but have eternal life.

Glossary

Sacrament - Is a rite recognised by Christians to have a certain importance.

Baptism - Is a Christian sacrament where one is anointed by water.

Holy communion - Is a representation of the body and blood of Jesus Christ.

Unit 5

Traditional Rites

Key Words

Rites, celebration, ceremony

Definition of traditional rites

Activity 1

With your friends look at the pictures below.



1. Write what is happening in the pictures above.
2. Show your teacher what you have written.

Pair work

1. Have you attended a circumcision ceremony?
2. Tell your friend what happens during the circumcision ceremony.

Group work

1. In groups of four, discuss what happens after a child has been born in your community.
2. Which gifts are given to the new born baby?
3. How is the naming process carried out?

Fun point

Sing any traditional circumcision song sang in your community.

Learning point

A traditional rite is a ceremony carried out by a group of people in a certain community.

A rite is a way of communicating something religious through words, signs or actions.

Each community has its own way of carrying out traditional rites.

Homework

At home write

- i) The traditional rites in your community.
- ii) Ask your parent or guardian why it is important to participate in the traditional rites.
- iii) How circumcision and marriage rites are carried out in your community.

Traditional rites practiced in our community

Activity 2

With your friends, look at the pictures below.



1. Write in your book what you can see in pictures.
2. Why are the rites important in your community?

Group work

1. In groups, discuss the traditional rites practiced in your community.
2. In groups of five, sing a wedding song sang in your community.
3. Present the song in class.

Pair work

With your friend, look for the following words in the word search below.

CIRCUMCISION

MARRIAGE

DEATH

BIRTH

The first one has been done for you.

X	D	E	A	T	H	N	K	R	B	R	G
C	I	R	C	U	M	C	I	S	I	O	N
O	F	A	T	V	Q	H	M	U	R	P	A
M	A	R	R	I	A	G	E	Z	T	H	W
E	Y	K	U	P	S	I	T	E	H	J	O

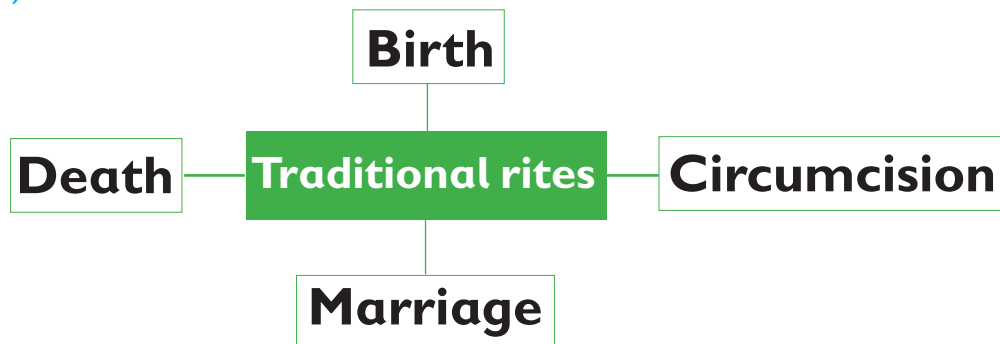
Order of rites of passage

Birth → Circumcision → Marriage → Death

Learning point

In our community there are many traditional rites practiced.
For example:

- i) Birth rites
- ii) Circumcision rites
- iii) Marriage rites
- iv) Death rites



Importance of traditional rites in our society

Birth ceremony ensures the ancestors are remembered through a naming ceremony.

Circumcision ensures preservation of culture.

It shows transition from one stage to another.

It links individuals to the community and the broader spirit. It shows roles of gender identity.

Activity 3

Role play

- i) In groups, write what happens in a wedding ceremony.
- ii) Role play in class about marriage ceremony in your community.

Activity 4

What is the difference between traditional rites and christian rites of passage.

Learning point

1. Birth rites

Birth of a child brings happiness to the community. Ceremonies are held to mark the birth of a child. These are for the purposes of;

Cleansing: This prepares the mother of the baby for the birth of the next child.




Protection: This is to give protection to the child. It is done to bring good luck to the baby. It is also done to commit the baby to God for His care.



Thanks giving: This is to thank God for the safe arrival of the baby. It is also to pray for the child's continued blessings.

O God, who creates all human beings. Thank you for giving us this little child. May you always bless him!



2. Circumcision rites

This is a ceremony that marks the change from childhood to adulthood.

In the Bible, Abraham was told by God to get circumcised.

Circumcision gives people a new life.

3. Marriage rites

Weddings in Traditional African Society were very important. There are ceremonies that go with wedding in traditional African Religion. These are done to pray for those getting married.



4. Death rites

Death separates a person from other human beings. This makes it very sad. Death is thought of as the will of God.

It is the last rite of passage in African Traditional Society.

Activity 5: Role play

1. As a group, role play a marriage ceremony.
2. Why do you think the ceremony was important?

Glossary

- Rites** - A ceremony carried out by a group of people in a certain community.
- Celebration** - A party, a social gathering for entertainment.
- Ceremony** - A formal event to celebrate a special occasion.



South Sudan

Primary CRE

Pupil's Book 3

Primary Christian Religious Education has been written and developed by Ministry of General Education and Instruction, Government of South Sudan in conjunction with Subjects experts. This course book provides a fun and practical approach to the subject of Christian Religious Education, and at the same time imparting life long skills to the pupils.

The book comprehensively covers the Primary 3 syllabus as developed by **Ministry of General Education and Instruction.**

Each year comprises of a Pupil's Book and a Teacher's Guide.

The Pupil's Book provides:

- Full coverage of the national syllabus.
- Clear presentation and explanation of learning points.
- A variety of activities that can be applied to real-life situations.
- Opportunities for collaboration through group work activities.
- Stimulating illustrations.



All the courses in this primary series were developed by the Ministry of General Education and Instruction, Republic of South Sudan. The books have been designed to meet the primary school syllabus, and at the same time equipping the pupils with skills to fit in the modern day global society.

This Book is the Property of the Ministry of General Education and Instruction.

This Book is not for sale.

Any book found on sale, either in print or electronic form, will be confiscated and the seller prosecuted.

Funded by:



Published by:

