

# CRE

## CGS GRADE 3

©2018, THE REPUBLIC OF SOUTH SUDAN, MINISTRY OF GENERAL EDUCATION AND INSTRUCTION. All rights reserved. No part of this book may be reproduced by any means graphic, electronic, mechanical, photocopying, taping, storage and retrieval system without prior written permission of the Copyright Holder. Pictures, illustrations and links to third party websites are provided in good faith, for information and education purposes only.



This book is the property of the Ministry of General Education and Instruction.

**THIS BOOK IS NOT FOR SALE**

Funded by:



GLOBAL  
PARTNERSHIP  
for EDUCATION  
*quality education for all children*

## FOREWORD

I am delighted to write the foreword for this book. The Ministry of General Education and Instruction (MoGE&I) has developed the Community Girls School (CGS) textbooks based on the National Curriculum of South Sudan.

The textbook was written to help learners develop the background knowledge and understanding in the subject. It is intended largely to serve as a source of knowledge and understanding of the subject concerned, but not to be considered as a summary of what learners ought to study.

The National Curriculum is a competency based and learner-centered that aims to meet the educational needs and aspirations of the people of South Sudan. Its aims are manifold: (a) Good citizenship (b) successful lifelong learners, (c) creative, active and productive individuals; and (d) Environmentally responsible members of our society.

This textbook was designed by subject panelists to promote the learners' attainment of the following competencies; critical and creative thinking, communication, cooperation, culture and identity.

No one can write a book of this kind without support from colleagues, friends and family. Therefore, I am pleased to register my thanks to Dr Kuyok Abol Kuyok, the Undersecretary of the Ministry, who emphasized the importance of Alternative Education System (AES) and approved the development of its textbooks.

I also want to record my thanks to Ustaz Omot Okony Olok, the Director General for Curriculum Development Centre (CDC) and Ustaz Shadrack Chol Stephen, the Director General for Alternative Education Systems (AES) who worked tirelessly with the subject panelists to develop the textbooks.

Lastly, but not least, my greatest thanks and appreciation must go to the Global Partnership for Education (GPE) and UNICEF-South Sudan for without their support and partnership this textbook would not have seen light.

---



---

Hon. Awut Deng Acuil, MP  
Minister,  
Ministry of General Education and Instruction  
Republic of South Sudan, Juba

# Table of Contents

<b>Unit 1: Festivals.....</b>	<b>1</b>
Christian festivals.....	4
Christmas.....	6
Easter.....	9
Pentecost.....	12
Importance of Christmas, Easter and Pentecost to Christians today.....	15
Ways in which festivals are celebrated in other religions.....	16
Jewish festivals.....	19
Non-religious festivals.....	20
Glossary.....	23
<b>Unit 2: The Torah.....</b>	<b>24</b>
Meaning of Torah.....	24
Books found in the Torah.....	26
Importance of Torah in relation to religious beliefs.....	30
Things found in the Torah and in our environment.....	32
Glossary.....	34
<b>Unit 3: The Core Virtues from the Bible.....</b>	<b>35</b>
Christian virtues and their importance.....	38
Faith.....	38
Obedience.....	41

Forgiveness.....	43
Hope.....	47
Patience.....	49
How Christians practice the virtues in the Bible today.....	51
Challenges to the core virtues and their solutions.....	53
Glossary.....	57

#### Unit 4: The Disciples.....58

Roles of disciples.....	60
Activities carried out by the disciples in the early church.....	63
Healing.....	65
Preaching.....	65
Baptising.....	65
Exorcising demons.....	65
Comparison between the work of the disciples in the early Church and the church of today.....	66
Lessons learnt from the work of the disciples.....	67
Glossary.....	69

#### Unit 5: Annual Celebrations in Africa.....70


Annual festivals and how they are celebrated.....	71
Rainy season celebration.....	71
Planting season celebrations.....	73
Harvest season celebrations.....	74
Importance of annual festivals.....	76
Glossary.....	78

**Key Words**  
Festival, Easter, Christmas,  
pentecost, Passover

In this unit, we are going to discuss various types of festivals celebrated in our community and country at large.

## Activity 1.1

1. With your friend, look at the following pictures.



2. Explain to your friend what is happening in the pictures above.



## Pair work

1. With your friend, share the experiences of the festivals you have attended.
2. Explain why you attended the festivals.



## Group Work

1. In groups of five, discuss festivals that are celebrated in your community.
2. Discuss things done in the festivals you have identified.
3. Select one of your group members to present what you have discussed.



## Learning point

A festival is a day or period set aside for celebration. During festivals, people eat, drink, sing and dance. Festivals bring people together in the community.



## Homework

1. Ask your parents or guardians permission to attend a festival. You can go with a friend, brother or sister.
2. Share your experience with others when you

## Word search

Find and circle festivals celebrated in our country.

I	N	D	E	P	E	N	D	E	N	C	E	D	A	Y	Z	X	T
D	X	N	A	E	F	C	I	R	C	U	M	C	I	S	I	O	N
D	N	G	S	N	V	A	W	M	I	X	R	K	L	Y	K	D	E
F	P	I	T	T	X	O	A	S	R	D	T	K	Y	H	P	F	Y
I	T	K	E	E	B	E	L	A	S	T	S	U	P	P	E	R	I
T	I	S	R	C	O	X	I	F	T	R	O	R	E	L	K	T	B
R	Z	N	T	O	R	M	R	X	L	N	F	X	S	J	R	L	N
I	T	R	S	S	M	L	A	K	O	Y	R	T	K	E	E	Y	O
X	M	O	R	T	C	H	R	I	S	T	M	A	S	F	X	S	A



### Fun point

Recite the poem below.


Festivals, festivals, festivals,  
We celebrate you every year,  
We come together,  
We sing and dance,  
We eat and drink,

Festivals, festivals, festivals,  
We always look forward to you,  
We are always happy when you come,  
We love you festivals,  
We always keep you in our minds.

# Christian festivals

## Activity 1.2

1. Look at the following pictures.



A



B



C



D

2. Explain what is happening in each picture.
3. Write the type of festival in each picture.
4. Discuss with your friend Christian festivals that you have attended.
5. Share in class what you have discussed.





## Group Work

---

In groups of four discuss:

1. Christian festivals that are celebrated in your church.
2. Things done in the festivals you named above.
3. Write what you have discussed.



## Learning point

---

A Christian festival is a time of special importance marked by Christians. It is usually celebrated in memory of a religious event. Christian festivals are celebrated every year. Each Christian festival has its own day. They are celebrated differently.



## Homework



Ask your parent or guardian to explain to you;

1. Christian festivals celebrated in your community.
2. Importance of Christian festivals.
3. Present in class what your parent or guardian told you.

# Christmas

## Activity 1.3

1. With your friend, look at the following pictures.



2. Discuss what you can see in each picture.
3. Write what you have discussed.



## Pair work

1. With your friends, share how you celebrate Christmas day in your home.
2. Share in class how you prepared for Christmas day in your home.



## Group Work

1. In groups of five, design Christmas cards with different messages.
2. Share what you have designed with other groups.
3. Why do you think Christians celebrate Christmas



## Bible story

### Mathew 1:18-24

We celebrate the birth of Jesus during Christmas day. After his mother Mary was engaged to Joseph, before they came together, she got pregnant by the power of the Holy spirit. Then Joseph her husband being a just man and not willing to make her a public example, wanted to divorce her privately.

But while he thought on this, the angel of the Lord appeared to him in a dream saying, “ Joseph, son of David, do not be afraid to take Mary as your wife because the child she is carrying was conceived by the Holy spirit. She will bear a son and you shall name him Jesus, for he will save his people from their sins.

Now all these occurred to fulfill what the Lord had spoken through the prophet saying, “A virgin shall be with a child and will bear a son and his name will be Emmanuel,” this means God with us.

When Joseph woke up, he did what the angel of the Lord had commanded him and took Mary as his wife.

### Activity 1.4

1. What have you learnt from the Bible story above?
2. Share with your friend in class.



## Learning point

Christians celebrate the birth of Jesus during Christmas day. It is celebrated on 25th December every year. During Christmas day, Christians share things such as cards, gifts, food, joy, prayer and Christmas songs.

### The Story of Nyarieng

Nyarieng is a class Four pupil at Ittri primary School. Nyarieng had always heard about Christmas day. He had been told by his friends that this was the time to enjoy. Nyarieng eagerly waited for the Christmas day. Jesus was born on Christmas day.

When the time came, he was surprised because his parents took him to church where they spent much of the time. That is how Nyarieng and his family celebrated their Christmas day.

People celebrate the birthday of Jesus in many ways. Some go to church to sing and praise God. Others exchange gifts and cards. Some go to visit the poor, the sick, the orphans, the aged and give them gifts.

The birthday of Jesus is important to us. It reminds us of the time Jesus was born. It is a special day for all of us. We should be happy that Jesus Christ was born to save us from our sins. We should thank God for His love for us.

### Activity 1.5

1. What have you learnt from the story of Nyarieng?
2. Write a story about Christmas day.
3. Share your story with your friend.



## Fun point

Sing the following Christmas song.

Joy to the world the Lord has come,  
Let earth receive her King,  
Let every heart prepare Him room,  
And heaven and nature sing,  
And heaven and nature sing,  
And heaven, and Heaven, and nature sing.


## Check your progress

1. The birth of Jesus is important to Christians because\_\_\_\_\_.
2. How do we share the joy of Christmas.
3. The Good News about the birth of Jesus Christ will bring\_\_\_\_\_to the world.

## Easter

### Activity 1.6

1. Look at the following pictures.



A



B

2. Tell each other what you can see in each picture.



## Pair work

1. Discuss reasons for celebrating Easter.
2. Share experiences of how you prepare for Easter in your church.



## Group Work

1. Design cards with different Easter messages.
2. Share what you have designed with other groups.
3. Stand in front of the class with your cards and make a song out of it.



## Learning point

Christians celebrate the resurrection of Jesus during Easter. Jesus died and was buried by a man named Joseph of Arimathea. He resurrected on the third day. Three women went to see the body of Jesus in the tomb. They found the stone rolled away and the body of Jesus was not there. An angel appeared to them and told them not to be afraid because Jesus had been raised from the dead.



Three women at the tomb



Christians celebrating



### **Fun point**

**Sing the following Easter song.**

Let no one caught in sin remain,  
Inside the lie of inward shame,  
We fix our eyes upon the cross,  
And run to Him who showed great love,  
And bled for us,  
Freely You've bled for us.

Christ is risen from the dead,  
Trampling over death by death,  
Come awake, come awake,  
Come and rise up from the grave.

Christ is risen from the dead,  
We are one with Him again,  
Come awake, come awake,  
Come and rise up from the grave.


Beneath the weight of all our sin,  
You bowed to none but Heaven's will,  
No scheme of Hell, no scoffer's crown,  
No burden great can hold You down.

In strength You reign,  
Forever let Your church proclaim.

# Pentecost

## Activity 1.7

1. Look at the following pictures.



2. Tell each other what you can see in each picture.



## Pair work

1. Tell your friend how you celebrate Pentecost in your church.
2. Share experiences of how you prepare for Pentecost in your church.

## Activity 1.8

Read the following Bible verse with your teacher.

Acts 2:1-31

1 When the day of Pentecost came, all the believers were gathered together in one place. 2 Suddenly, there was a noise from the sky which sounded like a strong wind blowing, and it filled the whole house where they were sitting. 3 Then they saw what looked like tongues of fire which



4 They were all filled with the Holy Spirit and began to talk in other languages, as the Spirit enabled them to speak.

5 There were Jews living in Jerusalem, religious people who had come from every country in the world. 6 When they heard this noise, a large crowd gathered. They were all excited, because each one of them heard the believers speaking in his or her own language. 7 In amazement and wonder they exclaimed, “These people who are talking like this are Galileans! 8 How is it, then, that all of us hear them speaking in our own native languages? 9 We are from Parthia, Media, and Elam; from Mesopotamia, Judea, and Cappadocia; from Pontus and Asia, 10 from Phrygia and Pamphylia, from Egypt and the regions of Libya near Cyrene. Some of us are from Rome, 11 both Jews and Gentiles converted to Judaism, and some of us are from Crete and Arabia — yet all of us hear them speaking in our own languages about the great things that God has done!” 12 Amazed and confused, they kept asking each other, “What does this mean?” 13 But others made fun of the believers, saying, “These people are drunk!” 14 Then Peter stood up with the other eleven apostles and in a loud voice began to speak to the crowd: “Fellow-Jews and all of you who live in Jerusalem, listen to me and let me tell you what this means. 15 These people are not drunk, as you suppose; it is only nine o’clock in the morning. 16 Instead, this is what the prophet Joel spoke about: 17 ‘This is what I will do in the last days, God says: I will pour out my Spirit on everyone. Your sons and daughters will proclaim my message;

your young men will see visions, and your old men will have dreams. 18 Yes, even on my servants, both men and women, I will pour out my Spirit in those days, and they will proclaim my message. 19 I will perform miracles in the sky above and wonders on the earth below. There will be blood, fire, and thick smoke; 20 the sun will be darkened,

and the moon will turn red as blood, before the great and glorious Day of the Lord comes. 21 And then, whoever calls out to the Lord for help will be saved.’ 22 “Listen to these words, fellow-Israelites! Jesus of Nazareth was a man whose divine authority was clearly proven to you by all the miracles and wonders which God performed through him. You yourselves know this, for it happened here among you. 23 In accordance with his own plan God

had already decided that Jesus would be handed over to you; and you killed him by letting sinful men crucify him. 24 But God raised him from death, setting him free from its power, because it was impossible that death should hold him prisoner. 25 For David said about him: 'I saw the Lord before me at all times; he is near me, and I will not be troubled. 26 And so I am filled with gladness, and my words are full of joy. And I, mortal though I am, will rest assured in hope, 27 because you will not abandon me in

the world of the dead; you will not allow your faithful servant to rot in the grave. 28 You have shown me the paths that lead to life, and your presence will fill me with joy.' 29 "My fellow-Israelites, I must speak to you plainly about our famous ancestor King David. He died and was buried, and his grave is here with us to this very day. 30 He was a prophet, and he knew what God had promised him: God had made a vow that he would make one of David's descendants a king, just as David was. 31 David saw what God was going to do in the future, and so he spoke about the resurrection of the Messiah when he said: 'He was not abandoned in the world of the dead; his body did not rot in the grave.'

1. What have you learnt from the verses above?
2. Write a short story about pentecost.
3. Share with the rest of the members in class



### Learning point

Christians celebrate the coming of the Holy Spirit during Pentecost. The Holy Spirit came on the day of Pentecost in form of tongues of fire and strong wind. They were all together in one room. The Holy spirit came and rested on each one of them. They began to speak in tongues as the spirit enabled them. People thought that they were drunk. The Apostle Peter told them that they were not drunk because it was only nine in the morning. He told them what had been spoken by prophet Joel was being fulfilled.

### Activity 1.9

1. How does Pentecost relate to your own life? Discuss \_\_\_\_\_ in pairs.
2. Present your points in class.

### Check your progress

1. The disciples were \_\_\_\_\_ when they got the Holy Spirit.
2. When the disciples got the Holy Spirit they \_\_\_\_\_.
3. Explain things that happen during pentecost.

## Importance of Christmas, Easter and Pentecost to Christians today

### Nature walk

1. Visit a priest or pastor in a nearby church with your teacher if there is.
2. Ask the priest or pastor about the importance of Christmas, Easter and Pentecost.
3. What have you learnt about Christmas, Easter and Pentecost? Share in class.



### Group Work

1. In groups of five; discuss the importance of Christmas, \_\_\_\_\_ Easter and Pentecost to Christians today.
2. How does Christmas and Easter relate to your own life? Tell your teacher.




## Learning point

Christmas reminds Christians about the birth of Jesus. Easter reminds Christians about the death and resurrection of Jesus Christ. Pentecost is about the coming of the Holy Spirit.

## Ways in which festivals are celebrated in other religions

### Activity 2.0

1. With your friend, look at the following pictures.



2. Tell each other what is happening in the pictures



## Group Work

1. In groups of four, find out how other religions celebrate their festivals.
2. Present your findings in class.

## Islamic festivals

### Idd-Al-Fitr Mubarak

Muslims celebrate Idd-Al-Fitr Mubarak to mark the end of fasting of the month of Ramadhan. During Idd-Al-Fitr Mubarak, Muslims share meals and gifts with friends and relatives. They take their children to rejoice and pray. They wish each other well. They help the less fortunate in the community.

### Eid al-Adha Mubarak

Eid al-Adha Mubarak is celebrated worldwide each year to honour the willingness of Ibrahim( Abraham) to sacrifice his son, as an act of obedience to God's (Allah) command. Before Abraham sacrificed his son, God provided a male sheep to sacrifice instead. In commemoration of this, an animal is sacrificed and divided into three parts: One third of the share is given to the poor and needy; another third is given to relatives, friends and neighbours; and the remaining third is retained by the family. They share gifts with friends and

relatives.



## Time to read the Bible

1. Read Exodus 12: 1-31 in class with your teacher. 1 The LORD spoke to Moses and Aaron in Egypt: 2 “This month is to be the first month of the year for you. 3 Give these instructions to the whole community of Israel: on the tenth day of this month each man must choose either a lamb or a young goat for his household. 4 If his family is too small to eat a whole animal, he and his next-door neighbour may share an animal, in proportion to the number of people and the amount that each person can eat. 5 You may choose either a sheep or a goat, but it must be a one-year-old male without any defects. 6 Then, on the evening of the fourteenth day of the month, the whole community of Israel will kill the animals. 7 The people are to take some of the blood and put it on the doorposts and above the doors of the houses in which the animals are to be eaten. 8 That night the meat is to be roasted, and eaten with bitter herbs and with bread made without yeast. 9 Do not eat any of it raw or boiled, but eat it roasted whole, including the head, the legs, and the internal organs. 10 You must not leave any of it until morning; if any is left over, it must be burnt. 11 You are to eat it quickly, for you are to be dressed for travel, with your sandals on your feet and your stick in your hand. It is the Passover Festival to honour me, the LORD. 12 “On that night I will go through the land of Egypt, killing every firstborn male, both human and animal, and punishing all the gods of Egypt. I am the LORD. 13 The blood on the doorposts will be a sign to mark the houses in which you live. When I see the blood, I will pass over you and will not harm you when I punish the Egyptians. 14 Ex 23.15; 34.18; Lev 23.6–8; Num 28.17–25; Deut 16.3–8 You must celebrate this day as a religious festival to remind you of what I, the LORD, have done. Celebrate it for all time to come.” The Festival of Unleavened Bread

15 The LORD said, “For seven days you must not eat any bread made with yeast — eat only unleavened bread. On the first day you are to get rid of all the yeast in your houses, for if anyone during those seven days eats bread made with yeast, he shall no longer be considered one of my people. 16 On

the first day and again on the seventh day you are to meet for worship. No work is to be done on those days, but you may prepare food. 17 Keep this festival, because it was on this day that I brought your tribes out of Egypt. For all time to come you must celebrate this day as a festival. 18 From the evening of the fourteenth day of the first month to the evening of the 21st day, you must not eat any bread made with yeast. 19-20 For seven days no yeast must be found in your houses, for if anyone, native-born or foreign, eats bread made with yeast, he shall no longer be considered one of my people.” 21 Moses called for all the leaders of Israel and said to them, “Each of you is to choose a lamb or a young goat and kill it, so that your families can celebrate Passover. 22 Take a sprig of hyssop, dip it in the bowl containing 12.22 dip it in the bowl containing; or put it on the threshold covered with the animal’s blood, and wipe the blood on the doorposts and the beam above the door of your house. Not one of you is to leave the house until morning. 23 When the LORD goes through Egypt to kill the Egyptians, he will see the blood on the beams and the doorposts and will not let the Angel of Death enter your houses and kill you. 24 You and your children must obey these rules for ever. 25 When you enter the land that the LORD has promised to give you, you must perform this ritual. 26 When your children ask you, ‘What does this ritual mean?’ 27 you will answer, ‘It is the sacrifice of Passover to honour the LORD, because he passed over the houses of the Israelites in Egypt. He killed the Egyptians, but spared us.’ ” The Israelites knelt down and worshipped. 28 Then they went and did what the LORD had commanded Moses and Aaron.

29 At midnight the LORD killed all the firstborn sons in Egypt, from the king’s son, who was heir to the throne, to the son of the prisoner in the dungeon; all the firstborn of the animals were also killed. 30 That night, the king, his officials, and all the other Egyptians were awakened. There was loud crying throughout Egypt, because there was not one home in which there was not a dead son. 31 That same night the king sent for Moses and Aaron and said, “Get out, you and your Israelites! Leave my country; go and worship the LORD, as you asked.

**2. Share with your friend what you have read.**

**3. What have you learnt from the Bible verse above?**

## **Jewish festivals**

### **Passover**

**Jews celebrated Passover to mark their liberation by God from slavery in ancient Egypt, and their freedom as a nation under the leadership of Moses.**

## **Non-religious festivals**



## Activity 2.1

1. Look at the following pictures.



2. Tell each other what is happening in each picture.



### Pair work

1. Tell your friend how you celebrate New year and Independence day in our country.
2. Write a small story about non-religious festivals in our country.



## Group Work

---

1. Discuss how the following days are celebrated in our country:
  - a) Labour Day
  - b) SPLA Day
2. Share what you have discussed with other groups.



## Learning point

---

Non-religious festivals are celebrations that are not related to any religious faith. Examples of non-religious festivals are Independence Day, Labour Day, SPLA Day and New Year among others. Independence Day is celebrated to mark the day we got independence. It is celebrated on 9<sup>th</sup> July every year. Labour Day is an annual holiday to celebrate the achievements of workers. It is celebrated on 1<sup>st</sup> May.

SPLA Day is celebrated to remember the formation of South Sudan People's Liberation Army. New Year is celebrated to mark the beginning of a new year. It is celebrated on 1st January of every year.



## Homework

1. Discuss the importance of non-religious festivals.
2. Write similarities and differences between religious and non-religious festivals.
3. Share in class what you have discussed.



## Fun point

Dramatise in class a Christmas Festival. Decorate your class with balloons and Christmas cards.

## Check your progress

1. In your own understanding, explain what a festival is.
2. Identify festivals celebrated in your community.
3. Identify Christian festivals celebrated in your church.
4. What are the importance of the following festivals:
  - a) Christmas
  - b) Easter
  - c) Pentecost
  - d) Independence Day
5. When are the following festivals celebrated?
  - a) Christmas
  - b) Easter
  - c) Pentecost
  - d) Independence Day
  - e) SPLA Day
  - f) New Year Day
6. What are the differences between religious and non-religious festivals?

## Glossary

<b>Festival-</b>	A day or period set aside for celebration.
<b>Christmas-</b>	A day that Christians celebrate the birth of Jesus.
<b>Easter-</b>	A day that Christians celebrate the death and resurrection of Jesus.
<b>Pentecost-</b>	A day that Christians celebrate the coming of the Holy Spirit.
<b>Passover-</b>	A day that Jews celebrate to mark their liberation by God from slavery.

**Key Words****Torah, Pentateuch, Environment****Meaning of Torah**

Torah refers to the first five books of the Old Testament. It is also referred to as books of the law or pentateuch.

**Activity 2.1**

1. Take your Bible and look at the first five books.
2. With your friend, write the first five books of the Bible.
3. Read to your classmates what you have written.

**Group Work**

1. In groups of three, identify the writer of the first five books of the Bible.
2. Tell your teacher the writer you have identified.

**Learning point**

Torah refers to the first five books of the Old Testament. They are also referred to as Law Books or Pentateuch.



## Moses holding the stone tablets



### Time to read the Bible

1. In turns, read the first five books of the Bible.
2. Write them in your exercise book.
3. Show your teacher what you have written.



### Homework

1. Talk about the first five books of the Bible with your parents or guardians.
2. In class, share with your classmates what you learnt about.

# Books found in the Torah

## Activity 2.2

1. Look at the first five books of the Bible.
  - a) GENESIS
  - b) EXODUS
  - c) LEVITICUS
  - d) NUMBERS
  - e) DEUTERONOMY
2. Write the first five books of the Bible.



## Pair work

1. In pairs, read aloud the first five books of the Bible.
2. Compose a song about the first five books of the Bible.



## Group Work


1. In groups of five, design posters showing the first five books of the Bible.
2. Select five members from different groups. Let them stand in front of the class each with a poster of the first five books of the Bible, starting from the first to the last.
3. Tell your teacher what you have learnt.



## Learning point


---

The following posters shows the first five books of the



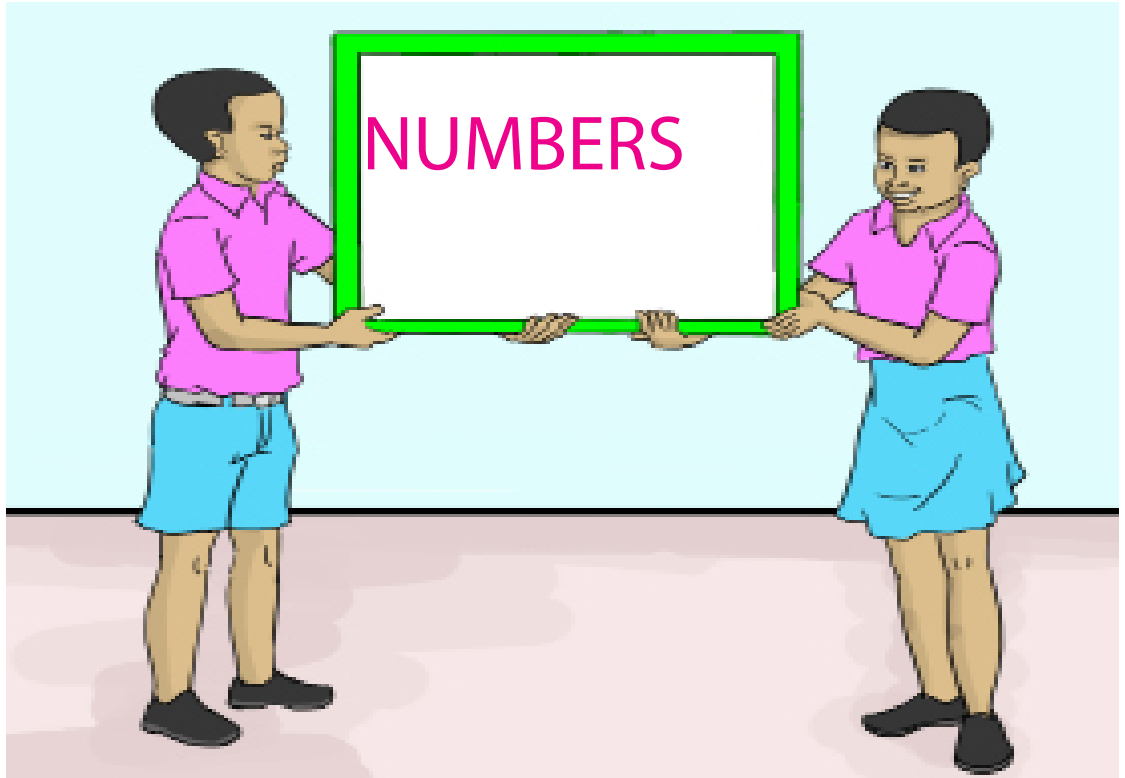


# EXODUS



# LEVITICUS





# DEUTERONOMY





## Homework

1. Ask your parents or guardians the importance of the Torah as a central document to Judaism.
2. Share with your friend what your parents or guardians told you.
3. Present your work in class on the importance of Torah as a central document to Judaism.

## Importance of Torah in relation to religious beliefs

### Activity 2.3

1. Read Exodus 20:1-17 with your teacher

1 God spoke, and these were his words: 2 “I am the LORD your God who brought you out of Egypt, where you were slaves. 3 “Worship no god but me. 4 “Do not make for yourselves images of anything in heaven or on earth or in the water under the earth. 5 Do not bow down to any idol or worship it, because I am the LORD your God and I tolerate no rivals. I bring punishment on those who hate me and on their descendants down to the third and fourth generation. 6 But I show my love to thousands of generations 20.6 thousands of generations; or thousands. of those who love me and obey my laws. 7 “Do not use my name for evil purposes, for I, the LORD your God, will punish anyone who misuses my name. 8 “Observe the Sabbath and keep it holy. 9 You have six days in which to do your work, 10 but the seventh day is a day of rest dedicated to me. On that day no one is to work — neither you, your children, your slaves, your animals, nor the foreigners who live in your country. 11 In six days I, the LORD, made the earth, the sky, the sea, and everything in them, but on the seventh day I rested. That is why I, the LORD, blessed the Sabbath and made it holy. 12 “Respect your father and your mother, so that you may live a long time in the land that I am giving you. 13 “Do not commit murder. 14 “Do not commit adultery. 15 “Do not steal. 16 “Do not accuse anyone falsely. 17 “Do not desire another man’s house; do not desire his wife, his slaves, his cattle, his donkeys, or anything else that he owns.”

2. Write the Ten Commandments from the Bible Verse that you have read above.



### Pair work

1. With your friend, read aloud the Ten Commandments that you have written.
2. Tell your teacher how you obey your parents or guardians.
3. In pairs, tell each other how you obey your teachers.



### Group Work

1. Discuss what is found in each book of the Torah.
2. Share your findings with the rest of the groups.
3. One of your group members to present your findings in class.



### Learning point

The Torah contains the Ten Commandments that regulate the relationship with God and fellow human beings. The creation story of the world and all things in the universe. It also contains events and incidents that helped to shape the life and religious experience of the Israelites. It contains moral, civil and religious laws given to the Israelites by God to guide their lives.

Torah describes the journey of the Israelites from Egypt to the promised land. It contains rules used for worship and religious ceremonies in Israel. These were for priests who were responsible of carrying out the instructions.

Torah contains the first census that took place in Israel.

There are also the laws that governed the Israelites in the promised Land.


# Things found in the Torah and in our environment

## Nature walk

1. Go outside your classroom.
2. Look around.
3. What can you see?
4. Go back to class and write what you have seen.
5. Show your work to your friend and your teacher.

## Activity 2.4

1. With your friend, look at the following pictures.



2. What do you see?
3. Write what you have seen.
4. Share with your friend what you have written.



## Pair work

1. With your friend, write things found in the meaning of each book in the Torah.
2. Show your teacher what you have written.
3. Share with the rest of the pairs.



## Group Work

1. Discuss how the Torah relates to our environment.
2. With the help of your teacher, generate a table to show similarities between Torah and our environment.
3. Present your work in class for other members to see.



## Time to read the Bible

1. Read Genesis chapter 1 and 2 with your teacher.
2. Let the teacher interpret for you what you have read.
3. What have you learnt?



## Learning point

In Genesis, God created plants, animals, rivers, oceans, land and the solar system. All these are found in our environment.

We should take care of God's creation. The book of Exodus contains the Ten Commandments that regulate our relationships with God and our fellow human beings.

### Check your progress

1. Explain the meaning of Torah in your own words.
2. Discuss the books found in the Torah.
3. Identify the meaning of each book in the Torah.
4. Write the importance of the Torah.

### Glossary

<b>Torah-</b>	Refers to the first five books of the Old Testament.
<b>Pentateuch-</b> <b>(law books)</b>	The first five books of the Old Testament. Also referred to as law books.
<b>Environment-</b>	Everything that is around us.

# Unit 3

## THE CORE VIRTUES FROM THE BIBLE

### Key Words

Virtue, faith, obedience, hope,

In this unit, we are going to discuss the core virtues from the Bible. There are several virtues from the Bible such as obedience, hope, forgiveness and other virtues.

### Activity 3.1

1. With your friend, look at the following pictures.





2. Explain what is happening in each picture.
3. With your friend, discuss ways in which the above pictures relate to your own life.



### Pair work

1. With your friend, write some of the good morals that you know.
2. Tell each other how you show obedience to your parents or guardians.



### Group Work

1. In groups of four, design posters showing good morals.
2. Share your posters with the rest of the groups to see what they have written.
3. Discuss ways in which the following virtues relate to your own life:
  - a) Forgiveness
  - b) Obedience



### Learning point

Virtues are good behaviours or characters in a person. Faith, obedience, forgiveness, hope and patience are Christian virtues.



### Bible story

#### Ephesians 6:1

“Children, it is your Christian duty to obey your parents, for this is the right thing to do.”

In Ephesians 6:1, the Bible tells us to obey our father and mother. It is the first commandment that has a promise. We are told to obey our parents so that all may go well with us and that we may live a long time on earth.

1. What have you learnt from the Bible story?
2. Write a small story to summarise the verse above.

Yes teacher.

Go to the staff room and bring me a piece of chalk.



Jane obeying her teacher



## Homework

1. With your parent or guardian, talk about good morals that you know.
2. Share with your classmate the good morals you talked about.
3. Present your work to your teacher.

Christian virtues and their importance

## Activity 3.2

In groups of five, find out the meaning of:

- a) Faith
  - b) Obedience
  - c) Forgiveness
  - d) Hope
  - e) Patience
- Faith

## Activity 3.3

1. Read Genesis 12 and 22:1-19 in class with your teacher.  
Genesis 22:1-19

1 Some time later God tested Abraham; he called to him, "Abraham!" And Abraham answered, "Yes, here I am!" 2 "Take your son," God said, "your only son, Isaac, whom you love so much, and go to the land of Moriah. There on a mountain that I will show you, offer him as a sacrifice to me." 3 Early the next morning Abraham cut some wood for the sacrifice, loaded his donkey, and took Isaac and two servants with him. They started out for the place that God had told him about. 4 On the third day Abraham saw the place in the distance. 5 Then he said to the servants, "Stay here with the donkey. The boy and I will go over there and worship, and then we will come back to you." 6 Abraham made Isaac carry the wood for the sacrifice, and he himself carried a knife and live coals for starting the fire. As they walked along together, 7 Isaac said, "Father!" He answered, "Yes, my son?" Isaac asked, "I see that you have the coals and the wood, but where is the lamb for the sacrifice?" 8 Abraham answered, "God himself will provide one." And the two of them walked on together. 9 When they came to the place which God had told him about, Abraham built an altar and arranged the wood on it. He tied up his son and placed him on the altar, on top of the wood. 10 Then he picked up the knife to kill him. 11 But the angel of the LORD called to him from heaven, "Abraham, Abraham!" He answered, "Yes, here I am." 12 "Don't hurt the boy or do anything to him," he said. "Now I know that you honour and obey God, because you have not kept back your only son from him." 13 Abraham looked round and saw a ram caught in a bush by its horns. He went and got it and offered it as a burnt offering instead of his son. 14

Abraham named that place “The LORD Provides”. And even today people say, “On the LORD’s mountain he provides.”<sup>15</sup> The angel of the LORD called to Abraham from heaven a second time, <sup>16</sup> “I make a vow by my own name — the LORD is speaking — that I will richly bless you. Because you did this and did not keep back your only son from me, <sup>17</sup> promise that I will give you as many descendants as there are stars in the sky or grains of sand along the seashore. Your descendants will conquer their enemies. <sup>18</sup> All the nations will ask me to bless them as I have blessed your descendants — all because you obeyed my command.” <sup>19</sup> Abraham went back to his servants, and they went together to Beersheba, where Abraham settled. <sup>20</sup> Some time later Abraham learnt that Milcah had borne eight children to his brother Nahor: <sup>21</sup> Uz the firstborn, Buz his brother, Kemuel the father of Aram, <sup>22</sup> Chesed, Hazo, Pildash, Jidlaph, and Bethuel,

**2. Abraham is called the father of faith. In groups of four, find out:**

- a) The meaning of faith.**
- b) Why Abraham is called the father of faith.**
- c) Abraham’s acts of faith.**
- d) Other people in the Bible who showed faith in God.**



**Learning point**

Abraham obediently went to the unknown land without questioning. He believed in God’s promises that were given to him. Christians should also have faith in God. Faith enables Christians to obey God. It strengthens the relationship between Christians and God. It helps Christians to understand God better. It enables Christians to face trial and temptations. Believing that God will provide a way out.



**Abraham and his son Isaac**



### **Bible story**

1. Read Genesis chapter 18 in class with your teacher.
2. Share with your deskmate what you have read.
3. What do you learn from the Bible verse?



### **Fun point**

**Sing the song below.**

Trust and obey,  
For there is no other way,  
To be happy in Jesus,  
But to trust and obey.

# Obedience

## Activity 3.4

1. Read Exodus 3:1-22 with your teacher.

1 One day while Moses was taking care of the sheep and goats of his father-in-law Jethro, the priest of Midian, he led the flock across the desert and came to Sinai, the holy mountain. 2 There the angel of the LORD appeared to him as a flame coming from the middle of a bush. Moses saw that the bush was on fire but that it was not burning up. 3 "This is strange," he thought. "Why isn't the bush burning up? I will go closer and see." 4 When the LORD saw that Moses was coming closer, he called to him from the middle of the bush and said, "Moses! Moses!" He answered, "Yes, here I am." 5 God said, "Do not come any closer. Take off your sandals, because you are standing on holy ground. 6 I am the God of your ancestors, the God of Abraham, Isaac, and Jacob." So Moses covered his face, because he was afraid to look at God. 7 Then the LORD said, "I have seen how cruelly my people are being treated in Egypt; I have heard them cry out to be rescued from their slave-drivers. I know all about their sufferings, 8 and so I have come down to rescue them from the Egyptians and to bring them out of Egypt to a spacious land, one which is rich and fertile and in which the Canaanites, the Hittites, the Amorites, the Perizzites, the Hivites, and the Jebusites now live. 9 I have indeed heard the cry of my people, and I see how the Egyptians are oppressing them. 10 Now I am sending you to the king of Egypt so that you can lead my people out of his country." 11 But Moses said to God, "I am nobody. How can I go to the king and bring the Israelites out of Egypt?" 12 God answered, "I will be with you, and when you bring the people out of Egypt, you will worship me on this mountain. That will be the proof that I have sent you." 13 But Moses replied, "When I go to the Israelites and say to them, 'The God of your ancestors sent me to you,' they will ask me, 'What is his name?' So what can I tell them?" 14 God said, "I am who I am. This is what you must say to them: 'The one who is called I am who I am has sent me to you.' 15 Tell the Israelites that I, the LORD, the God of their ancestors, the God of Abraham, Isaac, and Jacob, have sent you to them. This is my name for ever; this is what all future generations are to call me. 16 Go and gather the leaders of Israel together and tell them that I, the LORD, the God of their ancestors, the God of Abraham, Isaac, and Jacob, appeared to you. Tell them that I have come to them and have seen what the Egyptians are doing to them. 17 I have decided that I will bring them out of Egypt, where they are being treated cruelly, and will take them to a rich and fertile land — the land of the Canaanites, the Hittites, the Amorites, the Perizzites, the Hivites, and the Jebusites. 18 "My people will listen to what you say to them. Then you must go with the leaders of Israel to the king of Egypt and say to him, 'The LORD, the God of the Hebrews, has revealed himself to us. Now allow us to travel for three days into the desert to offer sacrifices to the LORD, our God.' 19 I know that the king of Egypt will not let you go unless he is forced to do so. 20 But I will use my power and will punish Egypt by doing terrifying things there. After that he will let you go. 21 "I will make the Egyptians **respect you so that when**

my people leave, they will not go empty-handed. 22 Every Israelite woman will go to her Egyptian neighbours and to any Egyptian woman living in her house and will ask for clothing and for gold and silver jewellery. The Israelites will put these things on their sons and daughters and carry away the wealth of the Egyptians.”

2. With you friend, write the meaning of obedience.
3. Tell your friend how you show obedience to God, your, parents, guardians and teachers.



## Group Work

1. In groups, discuss how Moses obeyed God.
2. Identify other people who obeyed God in the Bible.




## Learning point

Moses obeyed God when he agreed to remove his sandals because he was standing in a holy ground. He also agreed to go to Egypt and liberate the Israelites from slavery.

Christians should obey God. Obedience enables one to know God.

It also enables one to live in harmony with others.






**Moses and the burning bush**

# Forgiveness

## Activity 3.5

1. With your friend, look at the following pictures of Adam and Eve.



2. Tell your friend what is happening in each picture.



**Time to read the Bible**

1. Read Genesis chapter 3 in class with your teacher.
2. What have you learnt from the Bible verse?
3. Share with your deskmate what you have read.

**C**

**D**



### Story of Garang and the watch.

Garang is in standard four at Elimu Bora Primary School. One day he took his mother's watch to school without her permission. During break time, he called his friends and started showing the watch to them. The watch was so beautiful. Each one of them wanted to touch it. As they were struggling to touch it, it dropped down and broke into pieces. Garang started crying. He did not know what to tell his mother. The mother of Garang was very angry when she heard the story. She wanted to beat Garang.

After a while, she told Garang that she had forgiven him but warned him and his friends not to do such a thing again. Garang was very happy and thanked his mother.

God wants us to forgive others. These may be our parents, brothers and sisters, friends or anybody around us. When people do something wrong to us, we feel angry but when we forgive them, we feel happy again. We should always be ready to forgive one another.

1. What have you learnt from the story of Garang and the watch?

### Activity 3.6

1. Act out the story of Garang and the watch in class.
2. Tell your friend why it is good to forgive others.
3. Recite this verse:

If you forgive others the wrongs they have done to you, your Father in heaven will also forgive you. But if you do not forgive others, then your Father will not forgive the wrongs you have done.

(Mathew 6:14-15)



## Learning point

---

To stop feeling angry with someone for something that person did is called forgiveness. Forgiveness is about how God forgives us and how we forgive others. Adam and Eve disobeyed God by eating the forbidden fruit but God forgave them.

In Luke 7:36-50, Jesus forgave a woman who had been leading a sinful life.

Peter said to them, “Each one of you must turn away from your sins and be baptised in the name of Jesus Christ, so that your sins will be forgiven; and you will receive God’s gift, the Holy Spirit. (Acts 2:38)

But if we confess our sins to God, He will keep his promise and do what is right: He will forgive us our sins and purify us from all our wrongdoing. (1 John 1:9)

Get rid of all bitterness, passion, and anger. No more shouting or insults, no more hateful feelings of any sort. Instead, be kind and tender-hearted to one another, and forgive one another, as God has forgiven you through Christ.

(Ephesians 4:31-32)

If you forgive others the wrongs they have done to you, your Father in heaven will also forgive you. But if you do not forgive others, then your Father will not forgive the wrongs you have done. (Matthew 6:14-15)

Forgiveness helps to restore destroyed relationship between God and people. Forgiveness enables people to live in harmony. It also brings about love among the people of God.

## Activity 3.7

### 1. Read Matthew 18: 21-35 with your teacher.

21 Then Peter came to Jesus and asked, "Lord, if my brother keeps on sinning against me, how many times do I have to forgive him? Seven times?" 22 "No, not seven times," answered Jesus, "but seventy times seven. 23 because the Kingdom of heaven is like this. Once there was a king who decided to check on his servants' accounts. 24 He had just begun to do so when one of them was brought in who owed him millions of pounds. 25 The servant did not have enough to pay his debt, so the king ordered him to be sold as a slave, with his wife and his children and all that he had, in order to pay the debt. 26 The servant fell on his knees before the king. 'Be patient with me,' he begged, 'and I will pay you everything!' 27 The king felt sorry for him, so he forgave him the debt and let him go. 28 "Then the man went out and met one of his fellow-servants who owed him a few pounds. He grabbed him and started choking him. 'Pay back what you owe me!' he said. 29 His fellow-servant fell down and begged him, 'Be patient with me, and I will pay you back!' 30 But he refused; instead, he had him thrown into jail until he should pay the debt. 31 When the other servants saw what had happened, they were very upset and went to the king and told him everything. 32 So he called the servant in. 'You worthless slave!' he said. 'I forgave you the whole amount you owed me, just because you asked me to. 33 You should have had mercy on your fellow-servant, just as I had mercy on you.' 34 The king was very angry, and he sent the servant to jail to be punished until he should pay back the whole amount." 35 And Jesus concluded, "That is how my Father in heaven will treat every one of you unless you forgive your brother from your heart."

2. Share with your deskmate what you have read.
3. How does forgiveness relate to your own life.
4. Write down the importance of forgiveness.

### Fun point

#### Recite the Lords Prayer.

Our Father in heaven,

Hallowed be your name.

May your kingdom come.

May your will be done,

On earth as it is in heaven.

Give us this day our daily bread.

Forgive us our sins,

As we forgive those who have sinned against us.

### Check your progress

1. What does God want us to do to those who wrong us?
2. Tell your friend what God wants us to do when we wrong others.
3. Explain how you feel when you are not forgiven.
4. How would you show your understanding of forgiveness?

### Hope

#### Activity 3.8

1. With your teacher, read Romans 8:24-25, 31, 1 Peter 3:3-5, 1 Thessalonians 4: 16-18.

Romans 8:24-25

24 For it was by hope that we were saved; but if we see what we hope for, then it is not really hope. For which of us hopes for something we see? 25 But if we hope for what we do not see, we wait for it with patience.

1 Peter 3:3-5

3 You should not use outward aids to make yourselves beautiful, such as the way you do your hair, or the jewellery you put on, or the dresses you wear. 4 Instead, your beauty should consist of your true inner self, the ageless beauty of a gentle and quiet spirit, which is of the greatest value in God's sight. 5 For the devout women of the past who placed their hope in God used to make themselves beautiful by submitting to their husbands.

1 Thessalonians 4: 16-18

16 There will be the shout of command, the archangel's voice, the sound of God's trumpet, and the Lord himself will come down from heaven. Those who have died believing in Christ will rise to life first; 17 then we who are living at that time will be gathered up along with them in the clouds to meet the Lord in the air. And so we will always be with the Lord. 18 So then, encourage one another with these words.

## 2. Discuss Christian teachings on hope.



### Learning point

---

Hope is a feeling of expectation and desire for a particular thing to happen. It is a firm assurance regarding things that are unclear and unknown. Without hope, life loses its meaning.

Hope of Christians is brought into being through the presence of the promised Holy Spirit. It is the future hope of the resurrection of the dead, the redemption of the body and of the whole creation. Hope produces joy

and peace in believers through the power of the Spirit. Hope in the return of Christ is the basis for believers to purify themselves in this life.

## Patience

### Activity 3.9

Read Job chapter 1,2 and 42 with your teacher.



#### Individual work

1. Write a small story on how you should be patient.
2. Share your story with your friend.



#### Group Work

1. Identify the people who had patience in the Bible.
2. Discuss the importance of patience.



#### Learning point

Patience refers to the ability to wait for something or endure suffering without giving up. In the Bible, Job was patient with God. He suffered a lot but he refused to rebuke God. Hannah prayed to God and she got a baby at her old age. With patience you can avoid making hasty decisions. It makes us to be better people. To shape your talents and inborn abilities into real achievements, you must have patience. To master any art or to enhance your talent, you need to make continuous effort for a long time. To achieve your dreams, you must have the zeal to overcome challenges and the

power to overcome roadblocks which only come from being patient.




## Bible story

1 Samuel 2:1-6 is about prayer of Hannah.

“The Lord has filled my heart with joy; how happy I am because of what he has done. I laugh at my enemies; how joyful I am because God has helped me“.

Hannah said that no one is like Lord. No one is holy like Him. No protector like our God. We should stop our boasting and silence our proud words. For the Lord is a God who knows and He judges all that people do.

The bows of strong soldiers are broken but the weak grow strong. People who were once well fed now hire themselves out to get food; but the hungry are no longer hungry. The childless wife has children and those who had have none. The lord takes and restores life again.



Hannah praying to


# How Christians practice the virtues in the Bible today

A

B

## Activity 3.9

1. With your friend, look at the following pictures.



2.

opening in the sky





## 2. Explain what is happening in each picture.



### Group Work

---

1. In groups of five, discuss how the following virtues are practised today:
  - a) Faith
  - b) Obedience
  - c) Forgiveness
  - d) Hope
  - e) Patience
2. Compare and contrast faith and hope?



### Learning point

---

Christians believe in God and they pray to Him everyday.

They hope that Jesus is coming soon. They repent their sins and live a holy life in preparation for his coming.

Christians go through a lot of temptations but they remain strong and persistent in prayer.



They forgive those who wrong them.

They take care of the needy and also follow the Ten Commandments.

## Challenges to the core virtues and their solutions

### Activity 3.9.1

1. Look at the following pictures.
2. What do you see?



3. Explain what is happening in each picture.
4. Compare the above pictures?

### Pair work

1. Discuss with your friend the challenges that Christians face.
2. Talk about the solutions to the challenges with your teacher.



## Group Work

1. Discuss the challenges to the following virtues:
  - a) Faith
  - b) Obedience
  - c) Forgiveness
  - d) Hope
  - e) Patience
2. For each challenge, provide a possible solution.



## Learning point

Christians face a lot of challenges today. These challenges include: Questioning One's faith when faced with problems. From the beginning days of Christianity, there have been doubters. One of the first examples, was the disciple Thomas, who did not believe that Christ has resurrected. He told the other disciples that he had to see and touch the wounds of Christ himself before he believed that he had truly risen.

Like doubting Thomas, at one time or another, most Christians question their faith. It might occur during a time when nothing seems to be going right or during a terrible tragedy. It is then when Christians often ask God — like Job and even Jesus did — why did He forsake them?

### Poverty


Most Christians are poor. This makes them to loose faith, hope and patience in God.

### Peer pressure

Christians are daily confronted by issues that pressure them to conform. They start asking themselves questions. For example, if all our peers are having intimate relationships, why not me? Why not smoke?

### Activity 3.9.1

1. Look at the following pictures.
2. What do you see?



#### Pair work

1. Discuss with your friend the challenges that Christians face.
2. Talk about the solutions to the challenges with your teacher.

Why should I go to church when everybody else seems to be having fun somewhere else? and so many other questions.

## **Temptations**

There are so many temptations in the world today. For example, money, drugs and other worldly pleasures. This makes it difficult for Christians to stick to their virtues.

## **Solutions**

### **Activity 3.9.2**

**Read the story below.**

One day a storm raged through Bor Village, flooding the river and destroying their only bridge to the outside world. Next morning, the people gathered at the wrecked bridge and began to worry about their plight. 'The river is impassable; how will we get to the market now?' cried one. 'Without the bridge we are completely cut off,' said another. 'It's impossible to fix this bridge!' a third added bluntly. 'If we can't get across the river, we will all perish,' prophesied the fourth.

Then as the people started panicking, they became aware of children playing on the other side of the river and it came as quite a shock to realise they were on their own.

The parents shouted to their children, asking how they had crossed over when the only bridge had been destroyed. The children pointed down river. Since the parents had been so focused on the problem of the broken bridge, they failed to notice a great tree had fallen across the river during the storm, making a better overpass than they'd ever had before.

- 1. In groups, discuss the problem the people of Bor Village were facing.**
- 2. How worry hinders Christians from overcoming challenges.**
- 3. Read (1 Corinthians 10:13) and explain how God provided a solution to the people of Bor Village.**



## Learning point

---

### Praying

When faced with temptations and problems, Christians should pray to God. God will guide them.

### Fasting

Fasting provides solutions to our problems. Christians should pray and fast.

### Faith

While Christians face many challenges which tests their faith, God has promised to be with them during their struggles. Christians never have to feel alone in these times, as long as their faith in God remains strong.

### Patience

When faced with problems, Christians should pray to God without giving up. In the end God will answer their prayers.

### Joining bible study groups

One way of avoiding peer pressure is becoming a member of a Bible study group. The Bible itself contains answers to the problems that youths face. Studying the Bible in a group offers a forum where Christians can openly discuss the challenges they face daily. How they overcome them, or how one can overcome in reference to Bible teachings.

### Good company

It is very important to keep the right company. Writing to Corinthians, St Paul said that “bad company destroys good morals.” While it is good to have non-Christian friends, hanging out with them all the time may cause more harm than good.

### Activity 3.9.3

1. Identify challenges that we face in our lives today.
2. Discuss the solutions to the challenges.

#### Glossary

<b>Virtues-</b>	Good behaviours or characters in a person.
<b>Faith-</b>	Act of having total trust in someone or something.
<b>Obedience-</b>	Act of willing to do something that you have been told to do by somebody in authority.
<b>Forgiveness-</b>	To stop being angry with someone who has wronged you.
<b>Hope-</b>	Feeling of expectation and desire for something to happen.
<b>Patience-</b>	Ability to wait or endure suffering without giving up.

## Unit 4

# THE DISCIPLES

### Key Words

Disciple, healing, preaching

In this unit we are going to learn about discipleship. Jesus chose several disciples to carry out His work.

#### Activity 4.1

1. Read Luke 6: 12-16 with your teacher.

12 At that time Jesus went up a hill to pray and spent the whole night there praying to God. 13 When day came, he called his disciples to him and chose twelve of them, whom he named apostles: 14 Simon (whom he named Peter) and his brother Andrew; James and John, Philip and Bartholomew, 15 Matthew and Thomas, James son of Alphaeus, and Simon (who was called the Patriot), 16 Judas son of James, and Judas Iscariot, who became the traitor.

2. Share with your friend what you have learnt from the verse.
3. Write what you have learnt.



#### Pair work

1. With your friend, write the disciples of Jesus.
2. Read loudly what you have written.
3. Exchange your work with the rest of the pairs to see what they have written.

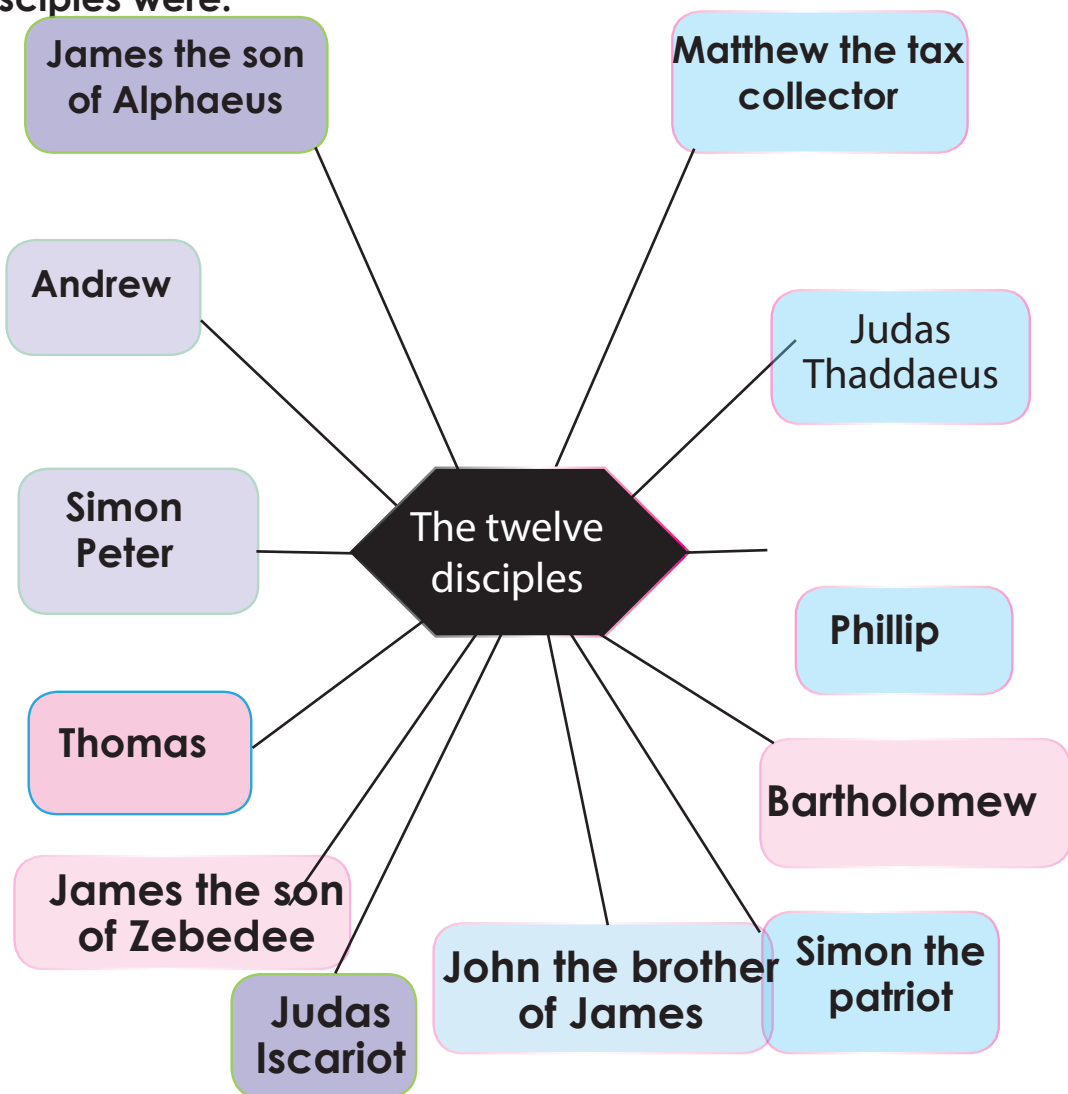


2. 12 of you to stand in front of the class with the posters.
3. What have you learnt? Tell your teacher.



## Learning point

A disciple is a follower. Jesus was aware that one day he would leave the earth. It was important to leave behind people who would continue with his work. The twelve chosen disciples were:






## Roles of disciples

### Activity 4.2

1. With your friend, look at the following pictures.



2. What do you see?
3. Explain to your teacher what the disciples are doing in each picture.

### Activity 4.3

#### 1. Read Matthew 10:5-10 with your teacher.

5 These twelve men were sent out by Jesus with the following instructions: “Do not go to any Gentile territory or any Samaritan towns. 6 Instead, you are to go to the lost sheep of the people of Israel. 7 Go and preach, ‘The Kingdom of heaven is near!’ 8 Heal the sick, bring the dead back to life, heal those who suffer from dreaded skin diseases, and drive out demons. You have received without paying, so give without being paid. 9 Do not carry any gold, silver, or copper money in your pockets; 10 do not carry a beggar’s bag for the journey or an extra shirt or shoes or a stick. Workers should be given what they need.

#### 2. From the verse above, write instructions that Jesus gave the 12 disciples.



#### Pair work

1. With your friend, talk about the roles of the disciples.
2. Share with your classmates the roles of the disciples.
3. Act as a disciple of Jesus, which role would you play today.



#### Group Work

1. Why did Jesus choose the twelve disciples?
2. Write reasons why you think Jesus chose the disciples.
3. Compare the role of the disciples of Jesus and the disciples of today.



## Learning point

The twelve disciples were sent out by Jesus to act in his name and authority. They were to spread the gospel. They accompanied and assisted Jesus during his mission. The disciples were to bear witness to his work., heal the sick and cast out demons.



## Fun point

Sing the song below.

I will make you fishers of men,  
Fishers of men,  
Fishers of men.

I will make you fishers of men,  
If you follow me,  
If you follow me,  
If you follow me,  
I will make you fishers of men,  
If you follow me.




Simon and his friends catching fish

# Activities carried out by the disciples in the early church

## Activity 4.4

1. Look at the following pictures. What do you see?



2. Tell your friend what is happening in each picture.
3. Compare and contrast the pictures above?

## Pair work

1. With your friend, write the activities carried out by disciples in the early church.
2. Show your teacher what you have written.
3. Compare the activities to the disciples of today?



## Group Work

1. Discuss the activities carried out by disciples in the early church.
2. Present in class what you have discussed.
3. How does this relate to your own life as a disciple of Jesus?



## Time to read the Bible

### 1. Read Acts 3:1-10.

1 One day Peter and John went to the Temple at three o'clock in the afternoon, the hour for prayer. 2 There at the Beautiful Gate, as it was called, was a man who had been lame all his life. Every day he was carried to the gate to beg for money from the people who were going into the Temple. 3 When he saw Peter and John going in, he begged them to give him something. 4 They looked straight at him, and Peter said, "Look at us!" 5 So he looked at them, expecting to get something from them. 6 But Peter said to him, "I have no money at all, but I give you what I have: in the name of Jesus Christ of Nazareth I order you to get up and walk!" 7 Then he took him by his right-hand and helped him up. At once the man's feet and ankles became strong; 8 he jumped up, stood on his feet, and started walking around. Then he went into the Temple with them, walking and jumping and praising God. 9 The people there saw him walking and praising God, 10 and when they recognized him as the beggar who had sat at the Beautiful Gate, they were all surprised and amazed at what had happened to him.

2. Share with your deskmate what you have read.
3. Explain how the crippled man at the beautiful gate was healed.



## Learning point

The following are some of the activities carried out by the disciples in the early church.

## Healing

The disciples cured all types of diseases. Peter and John healed the crippled man at the beautiful gate.




Peter and John healing the

## Preaching

Disciples spread the gospel all over. They Preached the Good News and made more disciples from other nations. The disciples converted Gentiles to Christians.

## Baptising

Disciples baptised the new converts.



Disciples baptising new converts

## Exorcising demons

The disciples casted out demons from possessed people.

## Comparison between the work of the disciples in the early Church and Church today

### Activity 4.5

1. In groups, discuss the roles of disciples in the church today.
2. Compare and contrast the roles of disciples in the



### Pair work

1. With your friend, write the similarities of the work of the disciples in the early church and the church today.
2. Show your teacher what you have written.
3. Compare your work with the rest and discuss in class.



### Group Work

1. Discuss the similarities and the differences between the work of the disciples in the early church and the church today.
2. Generate a table to show the differences between the work of the disciples in the early church and the church today.





## Learning point

---

### **The disciples in the early church and the church today.**

In both they preach the word of God and also encourage Christians to live a sinless life. In both they preach about repentance and forgiveness of sin. In both they baptise people.

In the early church, the disciples exorcised demons while today they do not. In the early church, the disciples healed the sick while today they do not. In the early church, the disciples were not paid while today they are paid. In the early church there were no false disciples.

### **Lessons learnt from the work of the disciples**

#### **Activity**

- 1.** If there is a nearby church, visit a priest or pastor with your teacher.
- 2.** Ask the priest or pastor the roles they play in church and the community.
- 3.** With your friend, write the work of the priest or pastor you visited.
- 4.** Read loudly what you have written.



## Group Work

1. In groups, discuss the lessons learnt from the work of the disciples.
2. Share your work with the rest of the groups.
3. Present in class what you have discussed.



## Learning point

God can choose anyone to be His disciple. Christians should always be ready to work as the disciples of God. They should be ready to leave everything including their families and work as disciples of God. They should continue with the ministry of Jesus. For example, preaching and healing.

In some places, the disciples experience cruelty, hostility and rejection. Despite all the difficulties, they should continue to spread the gospel.

Christians should proclaim the word of God through actions such as visiting the sick, giving food to the hungry, establishing homes to the homeless and giving clothes to the poor.

### Activity 4.7

1. In groups of five, discuss other things you do as a Christian apart from visiting the sick and giving food to the hungry.
2. Why do you think disciples experience cruelty and rejection? Discuss.

## Check your progress

1. Explain activities that disciples carried out in the early church.
2. How many disciples did Jesus have? Do a research of the disciples.
3. Name disciples of Jesus.
4. Discuss the roles of disciples.

## Glossary

<b>Disciple-</b>	A follower.
<b>Healing-</b>	Curing of a disease.
<b>Preaching-</b>	Spreading the gospel.

# Unit 5

## ANNUAL CELEBRATIONS IN AFRICA

**Key Words**  
Festival, harvest, annual,

In this unit we are going to learn about annual celebrations in Africa. Like our country, there are several annual celebrations done every year. Each celebration is celebrated differently. People celebrate when they have achieved something.

### Activity 5.1

#### Nature walk

Go to the nearby community.

Ask the elders about the annual events celebrated in your community. How does these celebrations relate to your own life?



#### Pair work

1. With your friend, write the annual events you have participated in your country.
2. Share what you have written with the rest of the class.
3. Show your teacher what you have written.



#### Group Work

1. In groups, discuss annual celebrations in Africa that you know.
2. Share your work with the rest of the groups.



## Learning point

Annual celebrations are events that occur every year.

Examples are, rainy season, planting period and harvest season.



They are celebrated to mark important seasons in Africa.

### Annual festivals and how they are celebrated

#### Rainy season celebrations

##### Activity 5.2

1. With your friend, look at the following pictures.



2. Tell each other what is happening in each picture.



## Pair work

1. With your friend describe how you prepare for the rainy season.
2. Share the experiences of how people in your community celebrate the coming of rain.



## Group Work

1. Discuss why the rain festival is celebrated.
2. Explain how a rain festival is celebrated in Africa.



## Learning point

Rain festival is celebrated to welcome the rainy season. People come together to pray to God to bring rain. Prayers are accompanied by songs and dances.




## Homework

1. Find out how the rain festival is celebrated in any country in Africa.
2. Present your findings in class and compare them.

## Planting season celebrations

### Activity 5.3

1. With your friend, look at the following pictures.



A



B

2. Tell your friend what you can see.



### Pair work

1. In pairs, what do you understand by the word planting festival?
2. Write the meaning of planting festival season.
3. Show your teacher what you have written.



### Group Work

1. Discuss how people prepare for planting festival in Africa.
2. Discuss how planting festival is celebrated in your community.




## Learning point

Planting festival is held during the planting season. Some communities begin with the planting of maize, others yams or bananas. During this period, noise making is prohibited. It is believed that noise will hinder the maturity of the crop. People celebrate by eating, singing, dancing and drinking.

## Harvest season celebrations

### Activity 5.4

1. With your friend, look at the following pictures.



2. Write down what you can see in each picture.





## Pair work

1. Tell your friend the major crop grown in your community and how it is harvested.
2. Talk about how you celebrate harvest festivals in your community.



## Group Work

1. Discuss how people prepare for harvest festival in your country.
2. Discuss how harvest festivals are celebrated in Africa.
3. Prepare a harvest festival and celebrate in class.



## Learning point

A harvest festival is an annual celebration for a successful harvest. It occurs around the time of the main harvest of a given region. It is celebrated by singing, dancing, praying and decorating churches with baskets of fruits.



## Fun point

**Sing this song.**

Thank you God,  
For the good harvest,  
Thank you God,  
For the good harvest.

The mangoes are ripe,  
Sweet and juicy,  
We have collected full

# Importance of annual festivals

## Activity 5.5

1. In groups of four, summarise the importance of:
  - a) Rain festival
  - b) Planting festival
  - c) Harvesting festival



## Group Work

1. With the help of your teacher, design posters with messages that can be used during harvesting, rain and planting festivals.
2. Compare harvesting, rain and planting festivals.



## Homework

1. Ask your parents or gurdians to tell you how harvesting, rain and planting festivals are celebrated in your community.
2. Present in class what you talked about.
3. What have you learnt about harvesting, rain and planting festivals?



## Rain Festival

The festival serves to sensitise the entire nation of the importance and sacredness of the rain. It is a day of prayer to God to bring rain.

## Planting Festival

The festival is held to celebrate the beginning of a planting season. People come together to pray to God to bless their crops and take care of them till maturity.

## Harvest Festival

It is held to thank God for the good harvest. Harvest Festival reminds Christians of all the good things God gives them. This makes them to share with others who are not so fortunate. In schools and in Churches, people bring food from home to a Harvest Festival Service. After the service, the food is usually made into parcels and given to people in need.

### Check your progress

1. Discuss seasons in which planting festival is held.
2. Can you recall four ways in which people celebrate planting festival?
3. Explain why people celebrate rain festival.
4. What is an annual celebration? Define in your own words.
5. Why do people celebrate rainy season, planting period and harvest season? Explain.

### Glossary

<b>Festival-</b>	An event or community gathering.
<b>Harvest-</b>	Process of gathering the ripened crop.
<b>Annual-</b>	This means happening once every year.
<b>Celebration-</b>	The act, process of showing appreciation.

